

# STExCP8-PT/M Tool Reset/Momentary Call Point

The **explosion proof** STExCP8-PT latching push button with tool reset and STExCP8-PM momentary push button manual call points, featuring a 316L stainless steel enclosure, is designed for the harshest of Zone 1, 2 & Class I Div 2 environments.

Approved for Zone 1 and 2 hazardous areas for fire and gas alarm systems, ESD and process control. Available with standard DIN rail terminals or the innovative E2S termination board providing dedicated connections for field installed EOL and/or series devices. SIL 2 compliant to IEC 61508 (2010). DNV type approved for exposed locations.

## Features

- Robust corrosion proof 316L stainless steel enclosure
- Epoxy powder coat paint finish
- Alternative housing colours are available to meet specific requirements
- Ingress protection IP66/67
- Single or double switch
- Optional equipment tags and duty labels
- Latching lift flap
- 2 x 316 Stainless steel stopping plugs included
- 3 x M20 cable entries
- Stainless steel fasteners
- DNV type approved IEC 60945 & DNVGL-CG-0339
- Available with addressable modules
- Optional LED indicator

## Approvals

- UL/cUL certificate: UL-US2400489-1
- IECEx certificate: IECEx ULD 15.0018X
- ATEX certificate: DEMKO 15 ATEX 1589X
- UKCA certificate: UL21UKEX2133X
- TR-CU Ex EAC certificate: RU C-GB.HA65.B.01254\_21
- PESO CCOE certified: P471509
- INMETRO IEx 20.0051X
- SIL 2 compliant to IEC 61508 (2010)

## Coding

- NEC Class / Zone  
Class I Zone 1 AEx db IIC T6 Gb Ta -55°C to +60°C
- CEC Class / Zone  
Ex db IIC T6 Gb Ta -55°C to +60°C
- NEC / CEC Class / Div  
Class I Div 2 Group ABCD T6 Ta -55°C to +60°C
- IECEx / ATEX  
II 2G Ex db IIC T6 Gb Ta. -55°C to +70°C (Single switch)  
II 2G Ex db IIC T5 Gb Ta. -55°C to +70°C (Dual switch)  
II 2G Ex db IIC T6 Gb Ta. -55°C to +60°C (Dual switch)  
Note: See manual for full coding for all product options

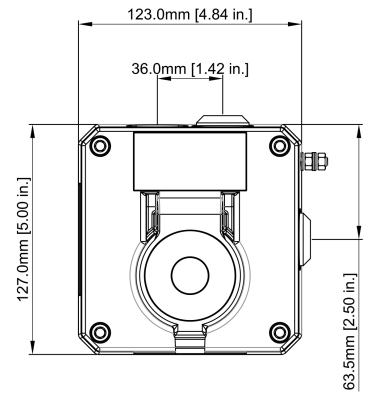
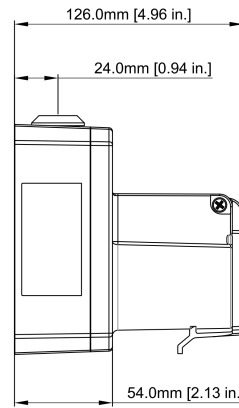
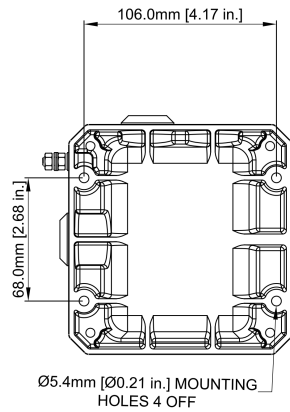
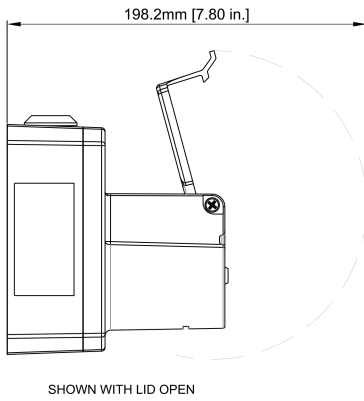
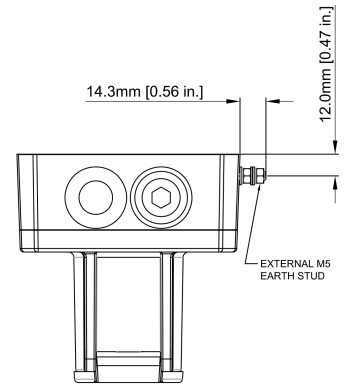
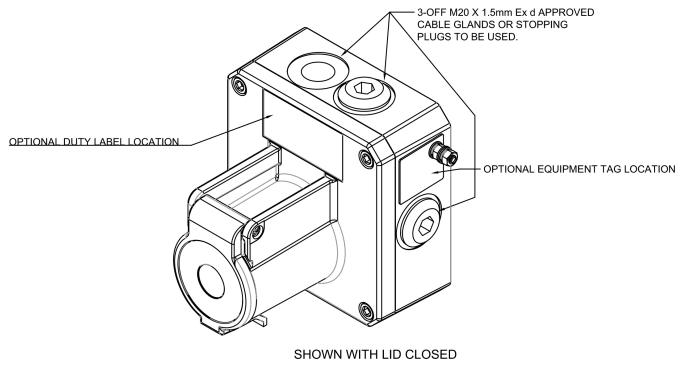


## Specification

STExCP8-PT	Version: Tool Reset	
STExCP8-PM	Version: Momentary	
Switch:	Sealed – IP67	
Ingress protection:	EN/IEC 60529 – IP66/67/68	
Enclosure matl:	316L Stainless Steel	
Colour:	RAL3000 Red (others available on request)	
Cable entries:	2 x M20x1.5 top and 1 x M20x1.5 side. Can be rotated to provide 2 x bottom and 1 x side entries	
Stopping plugs:	2 x 316 Stainless Steel plugs as standard Brass and Nickel plated plugs optional	
Terminals:	DIN rail 8 x 2.5mm <sup>2</sup> SAK2.5 or Termination board featuring 6 x 2.5mm <sup>2</sup> terminals plus 4 x dedicated EOL & Series terminals	
Earth:	External M5 earth connection	
Relative Humidity:	R.H. 95% @ 20°C	
MTBF:	479.6 years / 4,201,680 hours I- MIL 217	
Weight:	4.6Kg/10.14lbs	
Voltage Range:	Max input Current:	Limitations for EOL / Series Resistors:
250Vac Max	5.0A max	not permitted
48Vdc Max	1.0A max	min. 2.2kOhm
24Vdc Max	3.0A max	min. 470 Ohm
EOL and Series Diode Values:		
xxx:	Zener Value	Max. current supply permitted
3V3	3.3V Diode	230mA
4V7	4.7V Diode	162mA
5V1	5.1V Diode	149mA
5V6	5.6V Diode	136mA
6V2	6.2V Diode	122mA
6V8	6.8V Diode	112mA
10V	10V Diode	76mA
12V	12V Diode	63mA
Spares:		
SP70-0074	Spare STExCP8-PT Reset Key	
Accessories:		
SP65-0001-A4	Pole Mount Bracket Kit St/St A4 (316)	
SP65-0002-A4	Sunshade – St/St A4 (316)	

## Part Codes

<b>Version:</b>	<b>Part reference:</b>	<b>Description:</b>
Product type:	STExCP8PT	Latching push button with tool reset
	STExCP8PM	Momentary push button
Switch type: [s]	S	SPCO/SPDT
	D	DPCO/DPDT
Terminals: [t]	D	DIN Rail 8 x SAK2.5
	X	Addressable module – select below
	P	Termination board: 6 x 2.5mm <sup>2</sup> terminals plus 4 x EOL & Series terminals
Lift flap: [l]	L	Lift flap supplied as standard
Cable entries: [e]	A	3 x M20x1.5mm
	B	2 x 1/2" NPT – adaptors
	C	2 x 3/4" NPT – adaptors
	D	2 x M25x1.5mm – adaptors
	E	1 x 1/2" NPT – adaptor
	F	1 x 3/4" NPT – adaptor
	G	1 x M25x1.5mm – adaptor
Stopping plug/ adaptor material: [m]	S	Stainless Steel
Duty label/Equipment tag: [d]:	1	No Duty label, no Equip. tag
	2	Duty label Stainless Steel
	3	Duty label St/St + Equip. tag
	4	Duty label Metalised Polyester
	5	Duty label M. Poly. + Equip. tag
	6	Equip. tag only
	7	Special label requirement
Product version: [v]	A	UL, IECEX, ATEX, DNV, Ex EAC, INMETRO, PESO
	H	Honeywell TC809B1008 module IECEX, ATEX
	Z	Ziton A45E-2 module IECEX, ATEX
	M	Johnson Controls MIM800 module IECEX, ATEX
	C	Hochiki CHQ-CP2 monitor IECEX, ATEX
	P	Apollo XP95 mini module IECEX, ATEX
	E	Consilium IC10 module IECEX, ATEX
	S	Siemens XTRI-M module IECEX, ATEX
	D	Securiton SDI 82X-I module IECEX, ATEX
	L	Simplex 4090-9051 Supervised IAM IECEX, ATEX
Product option: [o]	1	Standard product
	W	Alternate EOL & series wiring
	2	Duplicated EOL and/or series devices
	Y	Duplicated EOL and series – alternate wiring
	P	Parallel wiring with or without EOL/series
	V	Parallel with EOL and series alternate wiring
Note:		Duplicated EOL/series and Parallel wiring only available with switch type 'D'
Enclosure colour: [x]	R	Red
	B	Blue
	N	Green
	Y	Yellow
	V	Red/White
	S	Yellow/Black
	K	Black
	M	Magenta
	Z	Red/Black
LED indicator: [u]	N	No LED required
	L	LED with 1.5K ballast resistor
	C	LED without ballast resistor
E.O.L.Module: [e] optional	ExxxR	Resistor value in Ohms e.g. E470R = 470 Ohm
	ED1	Diode IN4007 = ED1
	ExxxZ	Zener diode e.g. E5V1Z = 5.1V
Series Module: [s] optional	SxxxR	Resistor value in Ohms e.g. S1K5R = 1.5K Ohm
	SD1	Diode IN4007 = SD1
	SxxxZ	Zener diode e.g. S5V1Z = 5.1V



**Note**

Note: All trademarks are the property of their respective owners