

# SONFL1H Alarm Horn Sounder & LED Beacon

The SONFL1H features the 100dB(A) SONF1 alarm horn sounder combined with the L101H LED beacon. The compact, robust housing is ideal for all general signalling applications including fire, security and process control.

The array of 18 high output LED's generates over 113 candela of light output and can be user set to either steady or a choice of seven flashing modes. Sounder & beacon may be connected from a single supply for simultaneous operation or from separate supplies for independent operation.

## Features

- Automatic synchronisation
- Continuously rated
- Back box options with and without mounting lugs
- Dual M20, 1/2"NPT clearance cable entries option
- Duplicate cable terminations
- Ingress protection IP66 Type 3R/13
- 7 user selectable flash rates plus steady mode
- 10 alarm tone frequencies with second remotely activated alarm stage
- Available with custom tone configurations and frequencies
- Diode polarized for use in supervised circuits

## Approvals

- UL: UL464A & UL1638A
- cUL: CSA C22.2 No. 205 - M1983
- CSFM listing: 7135-2279:0511
- EAC CU TR 043/2017: B.00291/21
- EAC: RU D-GB.GA05.B.12595-20
- RMRS Marine: No. 19.00193.278
- CE, UKCA



## Specification

### Alarm Horn:

Maximum output: 103dB(A) @ 1 m ±3dB  
[94dB(A) @ 10ft/3m ±3dB]

Nominal output: 101dB(A) @ 1m ±3dB  
[92dB(A) @ 10ft/3m ±3dB]

No. of tones: 10 (UK00A / PFEER compliant)

No. of stages: 2 (AC voltage variants 1 stage)

Volume control: -12dB(A) tone dependent

Effective range: 38m/124ft @ 1KHz

Voltages DC: 12Vdc, 24Vdc

Voltages AC: 115Vac; 230Vac

Stage switching: Negative (common positive)

### L.E.D Beacon:

Light source: High intensity L.E.D. array.  
18 x Cree© SMT White LED

High Power Steady: 180 cd - measured ref. to I.E.S.

1Hz Flash cd: 113 cd - measured ref. to I.E.S.

LED life: 60,000 hours

Settings:

1. High Power Steady
2. Blinking – 425ms ON 75ms OFF
3. 1.0Hz (60 fpm) – 200ms ON 800ms OFF
4. 1.33Hz (80fpm) – 150ms ON 600ms OFF
5. Double Flash
6. Triple Flash
7. 2.0Hz (120fpm) – 125ms ON 375ms OFF
8. Temporal Pattern Flash

### General:

Ingress protection: IP66 Type 3R/13

Enclosure: High impact UL94 V0 & 5VA FR ABS

Lens colour filter: Field replaceable UV stable PC

Terminals (alarm horn): 0.5 – 1.5mm<sup>2</sup> (22-16 AWG)

Terminals (beacon): 0.5 – 2.5mm<sup>2</sup> (20-14 AWG)

Line monitoring: Diode polarized for use in supervised circuits

Operating: -40 to +55°C [-40° to +131°F]

Storage: -40 to +70°C [-40° to +158°F]

Relative humidity: 90% at 20°C [68°F]

Vibration test: 35Hz for a duration 4Hr (UL464A/UL1638A)

Jarring test: 3ft/lb Energy (UL464A/UL1638A)

Impact test: 3x 5lb (UL464A/UL1638A)

MTBF: 93.92 years / 822,706 hours - MIL 217

Weight: 0.50kg / 1.10lbs

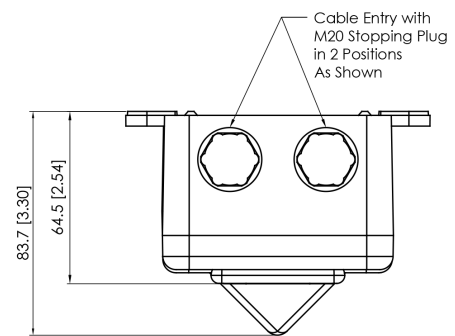
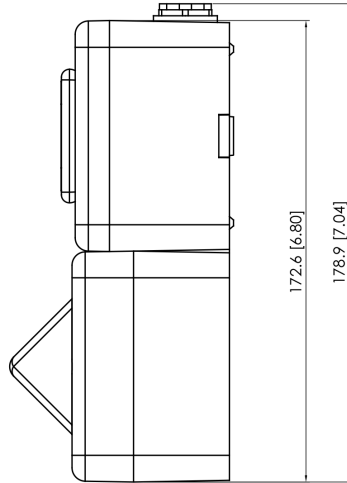
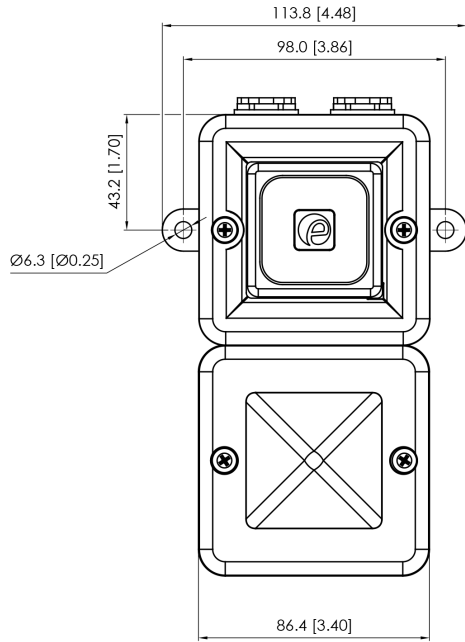
## Part Codes

Variable: Identifier: Description:

Product type:	SONFL1H	Combined alarm horn sounder & LED beacon
Voltage:	DC012 DC024 AC115 AC230	12Vdc (10-14Vdc)/24Vdc (20-28Vdc) 115Vac 50/60Hz 230Vac 50/60Hz
Back box/cable entries: [e]	M	Back box with mounting lugs – 2 x M20, 1/2"NPT clearance
Stopping plug material: [m]	A	ABS
Equip. tag/Duty label: [s]	0 1 2	No equip. tag or Duty label 316 (A4) St/St Equip. tag/Duty label Metalised Polyester Equip. tag/Duty label
Product version: [v]	A	UL/cUL, RMRS, EAC, CE, UKCA
Product option: [o]	1 X Z	Standard product Custom configuration – contact E2S Custom alarm tone software – contact E2S
Enclosure: [x]	R G W	Red (RAL 3000) Grey (RAL7038) White
Lens colour: [y]	A B C G M R Y	Amber Blue Clear Green Magenta Red Yellow

## Current Consumption

Product Version:	Nominal Voltage:	Voltage Range:	Beacon Current:	Horn Current:
DC024	12Vdc	10-14Vdc	79.5mA	25mA
DC024	24Vdc	20-28Vdc	87mA	25mA
AC115	115Vac	±10% 50/60Hz	34mA	13mA
AC230	230Vac	±10% 50/60Hz	19mA	13mA



## Tone table

### S 1 Description

		S 2
T 1	800/1000Hz @ 0.25 sec Alternating	T 8
T 2	500/1200Hz @ 0.3Hz 0.5 sec Slow Whoop	T 1
T 3	1200/500Hz @ 1Hz - DIN / PFEER P.T.A.P.	T 8
T 4	544Hz (100mS)/440Hz (400mS) - NF S 32-001	T 9
T 5	Bell	T 1
T 6	800/1000Hz @ 7Hz Sweeping	T 8
T 7	500-1200Hz 3.75sec /0.25sec. Australian Evac.	T 10
T 8	1000Hz Continuous - PFEER Toxic Gas	
T 9	Continuous 554Hz	
T 10	420Hz @ 0.625 sec Australian Alert	

### S1 Frequency Description (AC version)

T 1	800/1000Hz @ 0.25 sec Alternating	
T 2	500/1200Hz @ 0.3Hz 0.5 sec Slow Whoop	
T 3	1200/500Hz @ 1Hz - DIN / PFEER P.T.A.P.	
T 4	544Hz (100mS)/440Hz (400mS) - NF S 32-001	
T 5	1000Hz Continuous - PFEER Toxic Gas	
T 6	Bell	
T 7	800/1000Hz @ 7Hz Sweeping	
T 8	2400/2900Hz @ 50Hz Sweeping	
T 9	420Hz @ 0.625 sec Australian Alert	
T 10	500-1200Hz 3.75sec /0.25sec. Australian Evac.	