

ISSUE	MOD No.	INITIAL/DATE
1		INTRODUCTION DH 24-07-20
2		A,C TYPE VARIANTS ADDED DH 13-04-22
3		UKEX ADDED DH 10-10-22

A

A

B

B

C

C

D

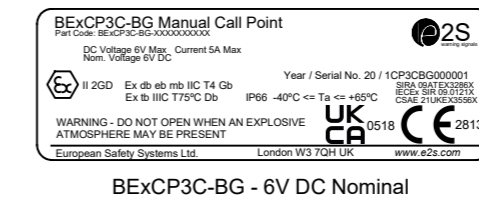
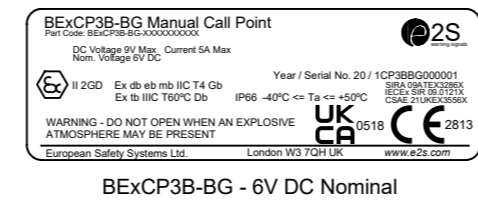
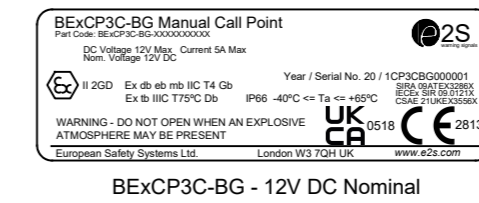
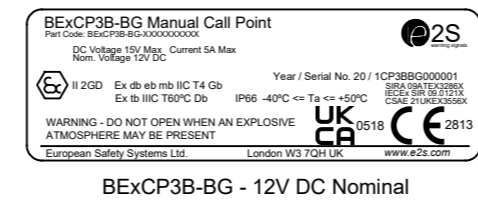
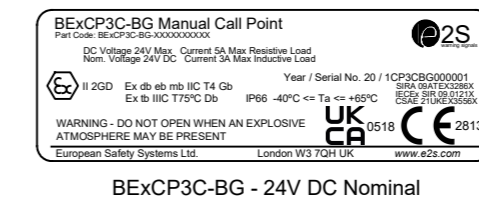
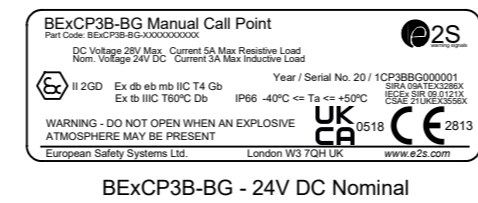
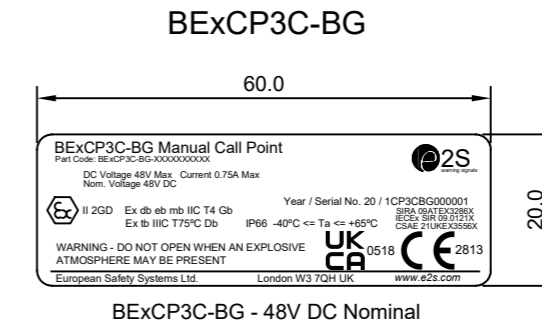
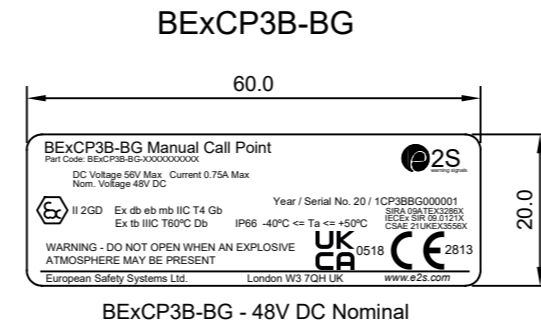
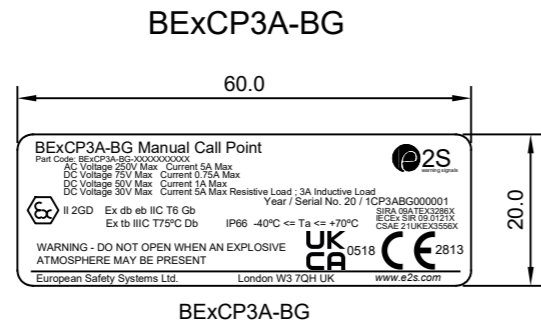
D

E

E

F

F



Note:
For BExCP3B/C, Max Current may vary from that shown on drawing dependant on the type of modules fitted in unit.
For specific figures contact E2S sales

DRAWING TO BS8888:2000 GEOMETRIC TOLERANCES TO ISO1101:1983 LINEAR DIMENSIONAL TOLS +/-0.35mm ANGULAR DIMENSIONAL TOLS +/-2 deg	DRAWN D.HOWGILL	DATE 24-07-20	SURFACE FINISH	WEIGHT (Kg)	THIS DRAWING AND ANY INFORMATION OR DESCRIPTIVE MATTER THEREIN IS COMMUNICATED IN CONFIDENCE AND IS THE COPYRIGHT PROPERTY OF EUROPEAN SAFETY SYSTEMS LTD. NEITHER THE WHOLE OR ANY EXTRACT MAY BE DISCLOSED, LOANED, COPIED OR USED FOR MANUFACTURING OR TENDERING PURPOSES WITHOUT THEIR WRITTEN CONSENT. © EUROPEAN SAFETY SYSTEMS LTD. AS PER LATEST DATE OF ISSUE SHOWN ABOVE	 EUROPEAN SAFETY SYSTEMS LTD IMPRESS HOUSE MANSELL ROAD ACTON LONDON W3 7QH WWW.E2S.COM	ALL DIMENSIONS IN MM IF IN DOUBT, ASK - DO NOT SCALE		A3
	CHECKED R.N.POTTS	DATE 24-07-20	MATERIAL SEE NOTE				TITLE BExCP3A/B/C-BG MANUAL CALL POINT PRODUCT LABELS		
	APPROVED R.N.POTTS	DATE 24-07-20	ALTERNATIVE MATERIAL				SCALE 1:1	SHEET 1 of 1	DRAWING NUMBER D150-09-001

G

G