

Single Stage Configuration - Simultaneous Operation **Config.: 1a**

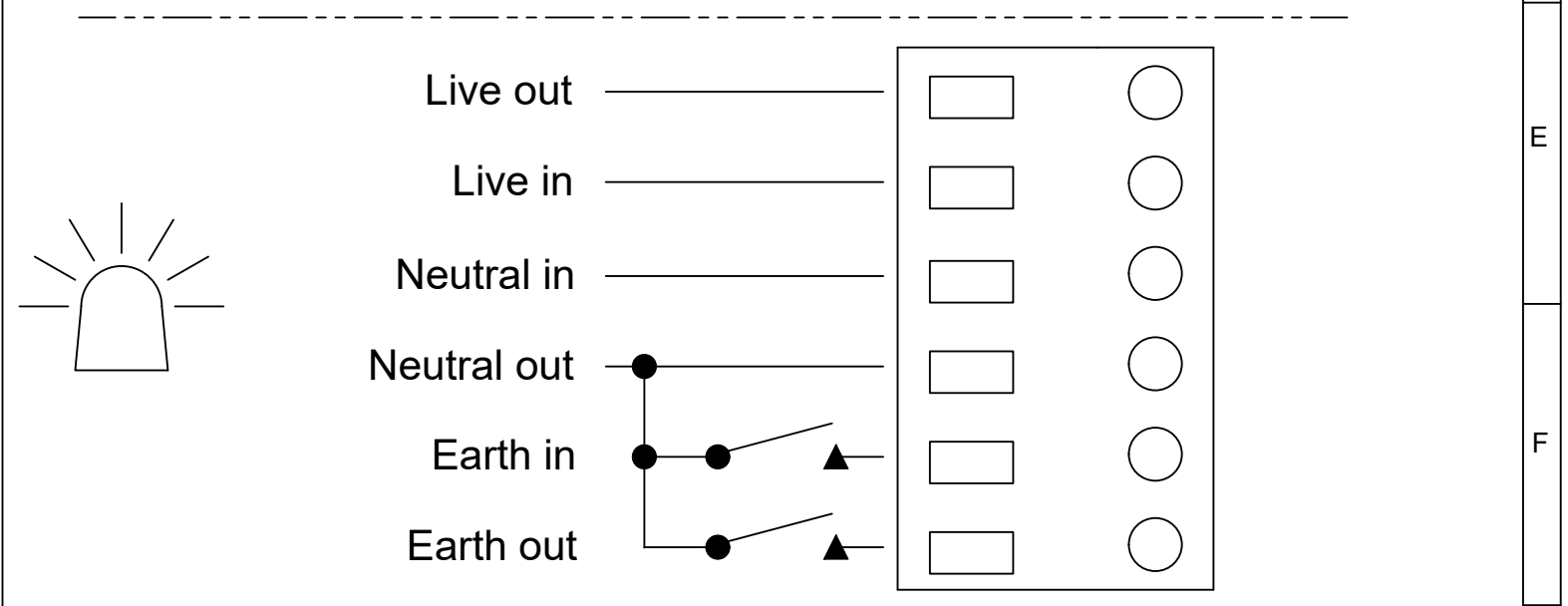
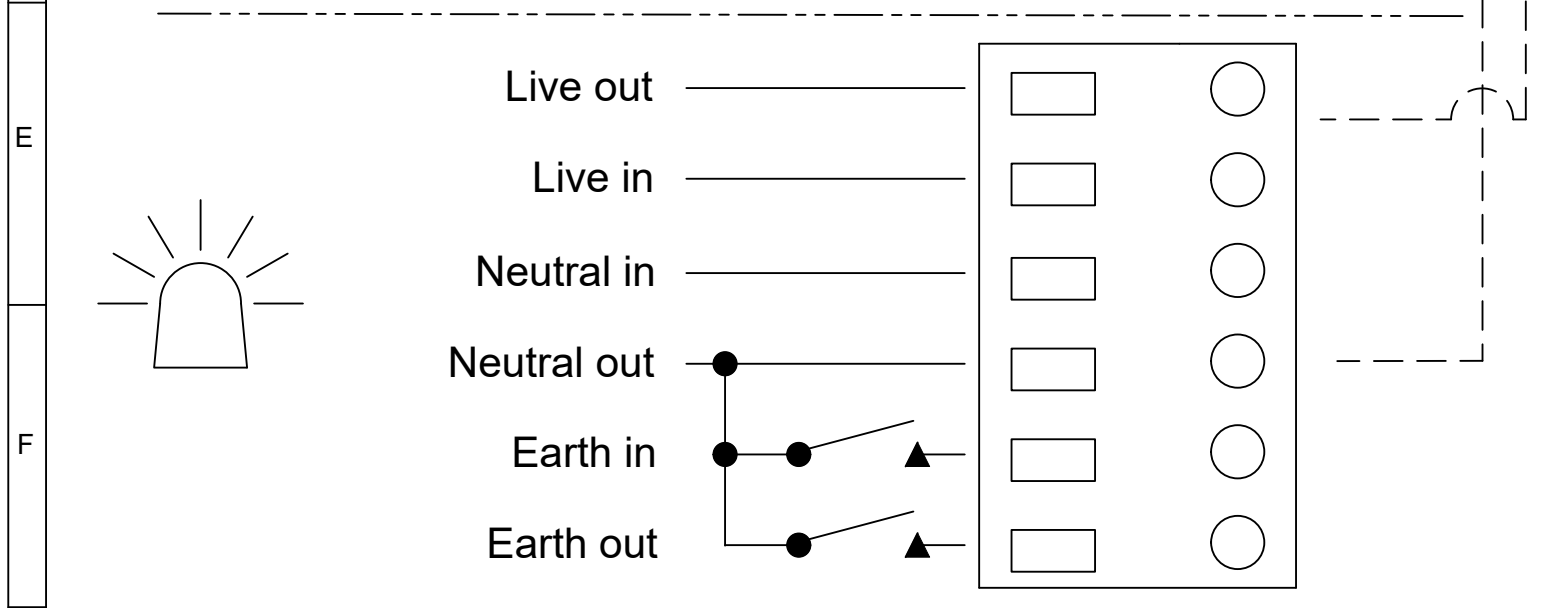
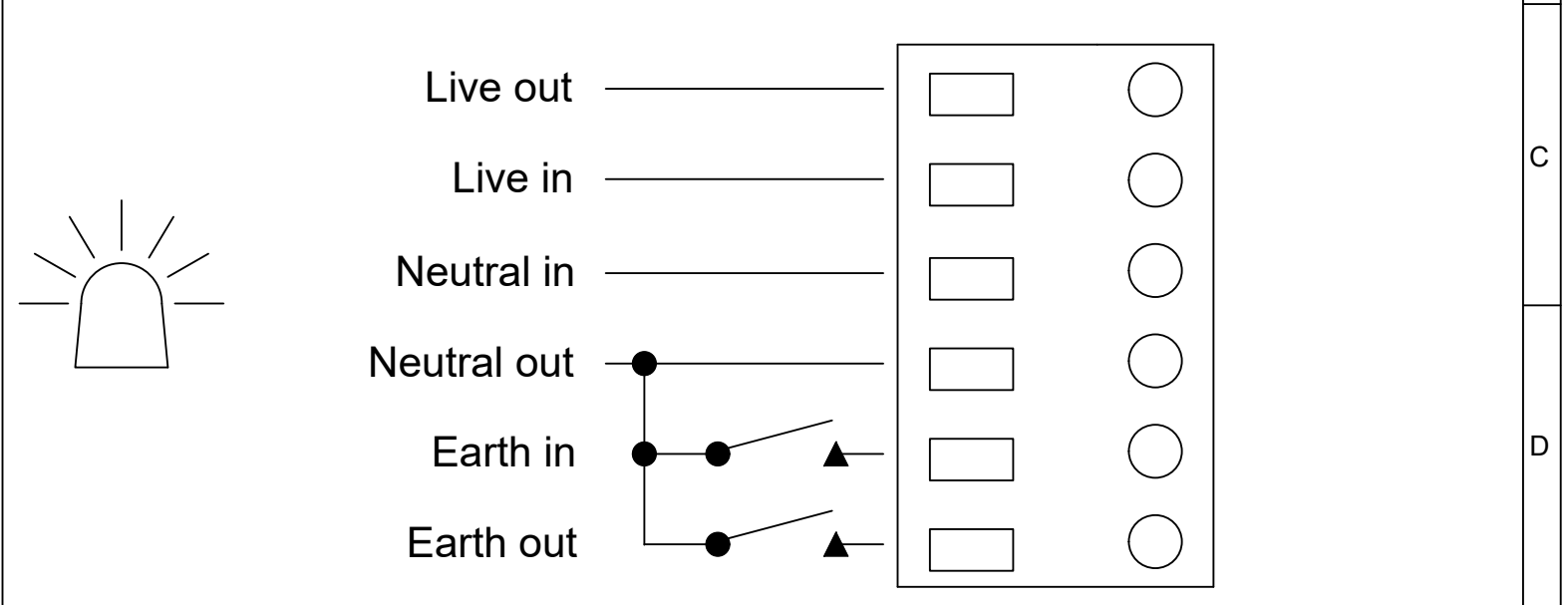
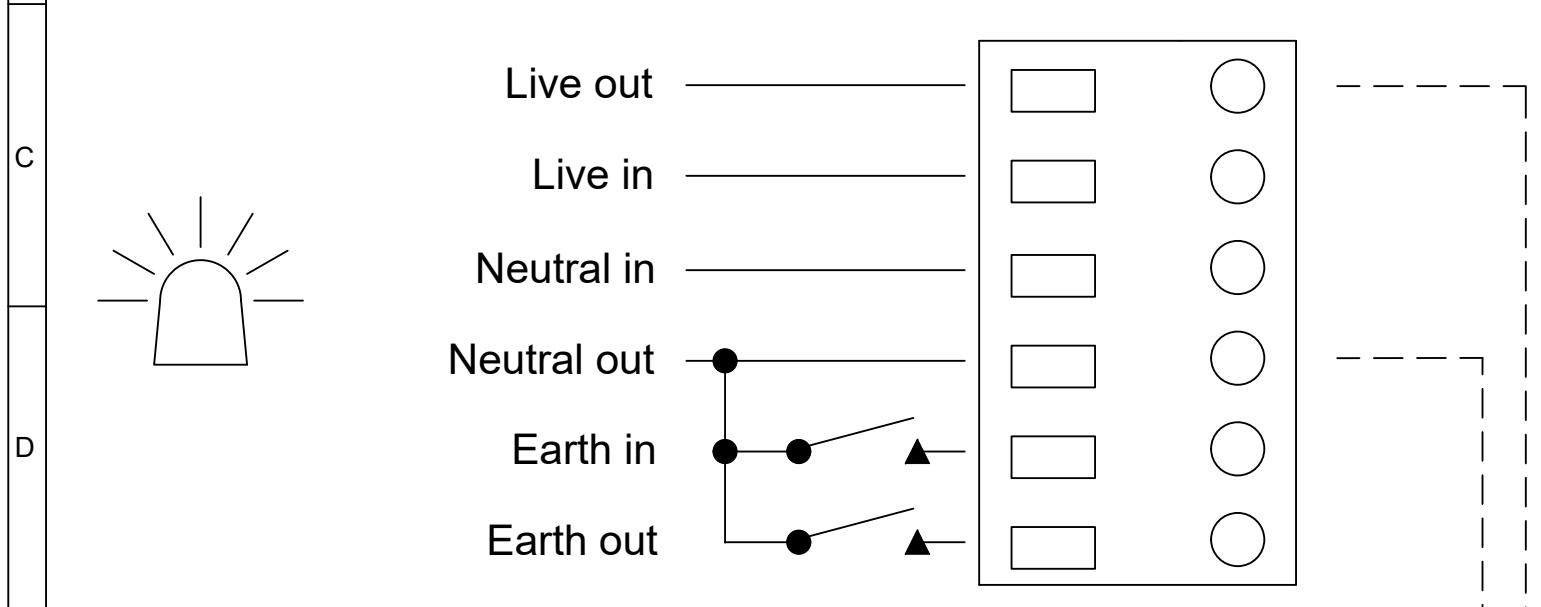
Line Monitoring (Stage 1 only)
Negative switching

Stage 1 Flash Pattern: Apply Power to Stage 1 +ve & Stage 1 -ve
 Stage 2 Flash Pattern: Apply Power to Stage 1 +ve & Stage 1 -ve & Connect Stage 2 to -ve
 Stage 3 Flash Pattern: Apply Power to Stage 1 +ve & Stage 1 -ve & Connect Stage 3 to -ve

Single Stage Configuration - Independent Operation **Config.: 1b**

Line Monitoring (Stage 1 only)
Negative switching

Stage 1 Flash Pattern: Apply Power to Stage 1 +ve & Stage 1 -ve
 Stage 2 Flash Pattern: Apply Power to Stage 1 +ve & Stage 1 -ve & Connect Stage 2 to -ve
 Stage 3 Flash Pattern: Apply Power to Stage 1 +ve & Stage 1 -ve & Connect Stage 3 to -ve



DRAWING TO BS8888:2000 GEOMETRIC TOLERANCES TO ISO1101:1983 LINEAR DIMENSIONAL TOLS ANGULAR DIMENSIONAL TOLS	DRAWN	DATE	SURFACE FINISH	WEIGHT (Kg)	THIS DRAWING AND ANY INFORMATION OR DESCRIPTIVE MATTER THEREIN IS COMMUNICATED IN CONFIDENCE AND IS THE COPYRIGHT PROPERTY OF EUROPEAN SAFETY SYSTEMS LTD. NEITHER THE WHOLE OR ANY EXTRACT MAY BE DISCLOSED, LOANED, COPIED OR USED FOR MANUFACTURING OR TENDERING PURPOSES WITHOUT THEIR WRITTEN CONSENT.	 warning signals EUROPEAN SAFETY SYSTEMS LTD IMPRESS HOUSE MANSSELL ROAD ACTON LONDON W3 7QH WWW.E2S.COM	ALL DIMENSIONS IN MM IF IN DOUBT, ASK - DO NOT SCALE		A3
	R.S.RAIT	24/03/2022					TITLE BExBGL2D & BExCBL2-L2D DC LED / LED BEACONS WIRING DIAGRAM		
	CHECKED	DATE	ALTERNATIVE MATERIAL				SCALE	SHEET	DRAWING NUMBER
	B.ISARD	24/03/2022					NTS	1 OF 1	D210-06-725
STANDARDS	APPROVED	DATE							
BEx	R.N.POTTS	24/03/2022							