

A112 & AL112 AlertAlarm Alarm Sounder / Combination unit



- Maximum output : 119dB(A) @ 1metre
Nominal output : 112dB(A) @ 1m +/-3dB, Tone 2
- 45 alarm tones (UKOOA/PFEER compliant)
- 3 stage alarm option
- Volume control
- Automatic synchronisation on multi-sounder systems
- 125m effective range @ 1kHz
- Voltages : 24vdc(10-30vdc) ; 48vdc(35-60vdc) ; 24vac ; 115vac ; 230vac
- Other voltages available upon request.
- DC versions may be used on 24vac +/-10% for single stage applications.
- Positive stage switching DC version available .
- Reverse polarity switching on DC units
- Fully programmable version with 4 stage available.
- IP55 - can be increased to IP56 (dust protected, watertight) with WR kit.
- Enclosure material : UL94V0 & 5VA rated FR ABS
- Colour available : Red (RAL3000), Grey or White
- Operating temperature : -25 to +55°C
- Storage temperature : -40 to +70°C
- Relative humidity : 90% at 20°C
- Weight A112: DC: 1.80Kg AC: 2.10Kg
AL112: DC: 2.00Kg AC: 2.30Kg
- UL approved version available.



A high output sounder, ideal for industrial applications with high ambient noise levels.

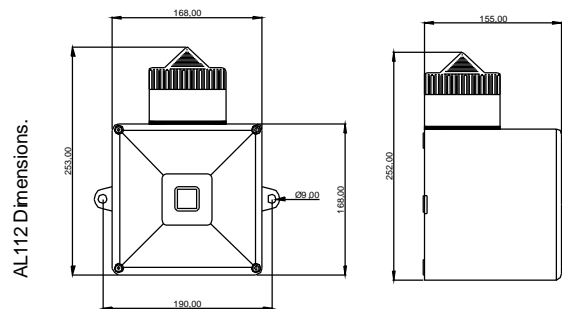
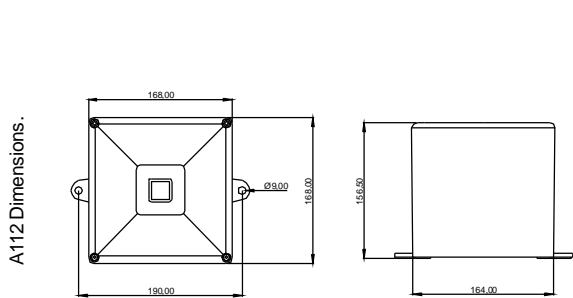
- Large termination area
- Cable gland knockouts in the rear of the unit.
- Side M20 cable gland entry and IP55 stopping plug.
- Unit can be mounted using external lugs or internal BESA compatible fixing positions.
- All units offer IN and OUT terminals
- Terminals accept 0.5 to 4.0mm² cables.

Input voltages and current consumption for the A112 sounder.

Voltage :	24vdc	48vdc	115vac 50/60Hz	230vac 50/60Hz	24vac 50/60Hz
Voltage range :	10-30vdc	35-60vdc	+/-10%	+/-10%	+/-10%
Current mA :	200mA	120mA	100mA	60mA	500mA

Input voltages and current consumption for the AL112 combination sounder & xenon strobe beacon.

Voltage :	12vdc	24vdc	48vdc	115vac 50/60Hz	230vac 50/60Hz	24vac 50/60Hz
Voltage range :	10-14vdc	20-28vdc	42-54vdc	+/-10%	+/-10%	+/-10%
Current mA :	700mA	450mA	295mA	170mA	95mA	800mA



All dimensions are in millimetres.

Can be ordered with the L101 AlertAlign Beacon to create the AL112 combination unit.
Units can be operated individually or linked for complete audio visual signalling.
See the L101 Technical Specification sheet for details on the beacon.



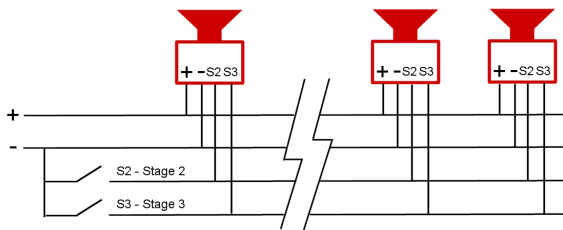
Also available:

- A100 AlertAlarm - 32 tones 104dB(A).
- A105N AlertAlarm - 32 tones 112dB(A).
- A121 AlertAlarm - 45 tones 126dB(A).
- A105N Appello range of voice evacuation products.

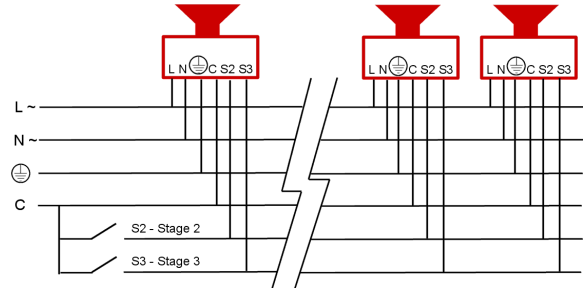
Stage 1	Frequency Description	dB @ 1m	Stage 2	Stage 3
Tone 1	340 Hz Continuous	107dB(A) @ 1m	Tone 2	Tone 5
Tone 2	800/1000Hz @ 0.25 sec Alternating	112dB(A) @ 1m	Tone 17	Tone 5
Tone 3	500/1200Hz @ 0.3Hz 0.5 sec Slow Whoop	113dB(A) @ 1m	Tone 2	Tone 5
Tone 4	800/1000Hz @ 1Hz Sw eeping	113dB(A) @ 1m	Tone 6	Tone 5
Tone 5	2400Hz Continuous	119dB(A) @ 1m	Tone 3	Tone 20
Tone 6	2400/2900Hz @ 7Hz Sw eeping	116dB(A) @ 1m	Tone 7	Tone 5
Tone 7	2400/2900Hz @ 1Hz Sw eeping	116dB(A) @ 1m	Tone 10	Tone 5
Tone 8	500/1200/500Hz @ 0.3Hz Sw eeping	113dB(A) @ 1m	Tone 2	Tone 5
Tone 9	1200/500Hz @ 1Hz - DIN / PFEER P.T.A.P.	113dB(A) @ 1m	Tone 15	Tone 2
Tone 10	2400/2900Hz @ 2Hz Alternating	119dB(A) @ 1m	Tone 7	Tone 5
Tone 11	1000Hz @ 1Hz Intermittent	112dB(A) @ 1m	Tone 2	Tone 5
Tone 12	800/1000Hz @ 0.875Hz Alternating	112dB(A) @ 1m	Tone 4	Tone 5
Tone 13	2400Hz @ 1Hz Intermittent	119dB(A) @ 1m	Tone 15	Tone 5
Tone 14	800Hz 0.25sec on, 1 sec off Intermittent	113dB(A) @ 1m	Tone 4	Tone 5
Tone 15	800Hz Continuous	113dB(A) @ 1m	Tone 2	Tone 5
Tone 16	660Hz 150mS on, 150mS of Intermittent	109dB(A) @ 1m	Tone 18	Tone 5
Tone 17	544Hz (100mS)/440Hz (400mS) - NF S 32-001	109dB(A) @ 1m	Tone 2	Tone 27
Tone 18	660Hz 1.8sec on, 1.8sec off Intermittent	109dB(A) @ 1m	Tone 2	Tone 5
Tone 19	1.4KHz-1.6KHz 1s, 1.6KHz-1.4KHz 0.5s -NFC48-265	114dB(A) @ 1m	Tone 2	Tone 5
Tone 20	660Hz Continuous	109dB(A) @ 1m	Tone 2	Tone 5
Tone 21	554Hz/440Hz @ 1Hz Alternating	109dB(A) @ 1m	Tone 2	Tone 5
Tone 22	544Hz @ 0.875 sec. Intermittent	109dB(A) @ 1m	Tone 2	Tone 5
Tone 23	800Hz @ 2Hz Intermittent	113dB(A) @ 1m	Tone 6	Tone 5
Tone 24	800/1000Hz @ 50Hz Sw eeping	112dB(A) @ 1m	Tone 29	Tone 5
Tone 25	2400/2900Hz @ 50Hz Sw eeping	116dB(A) @ 1m	Tone 29	Tone 5
Tone 26	Bell	108dB(A) @ 1m	Tone 2	Tone 15
Tone 27	554Hz Continuous	109dB(A) @ 1m	Tone 26	Tone 5
Tone 28	440Hz Continuous	106dB(A) @ 1m	Tone 2	Tone 5
Tone 29	800/1000Hz @ 7Hz Sw eeping	112dB(A) @ 1m	Tone 7	Tone 5
Tone 30	300Hz Continuous	107dB(A) @ 1m	Tone 2	Tone 5
Tone 31	660/1200Hz @ 1Hz Sw eeping	112dB(A) @ 1m	Tone 26	Tone 5
Tone 32	Two tone chime.	108dB(A) @ 1m	Tone 26	Tone 15
Tone 33	745Hz @ 1Hz Intermittent	109dB(A) @ 1m	Tone 2	Tone 5
Tone 34	1000 & 2000Hz @ 0.5 sec Alternating - Singapore	114dB(A) @ 1m	Tone 38	Tone 45
Tone 35	420Hz @ 0.625 sec Australian Alert	108dB(A) @ 1m	Tone 36	Tone 5
Tone 36	500-1200Hz 3.75sec /0.25sec. Australian Evac.	113dB(A) @ 1m	Tone 35	Tone 5
Tone 37	1000Hz Continuous - PFEER Toxic Gas	112dB(A) @ 1m	Tone 9	Tone 45
Tone 38	2000Hz Continuous	116dB(A) @ 1m	Tone 34	Tone 45
Tone 39	800Hz 0.25sec on, 1 sec off Intermittent	113dB(A) @ 1m	Tone 23	Tone 17
Tone 40	544Hz (100mS)/440Hz (400mS) - NF S 32-001	112dB(A) @ 1m	Tone 31	Tone 27
Tone 41	Motor Siren - slow rise to 1200 Hz	113dB(A) @ 1m	Tone 2	Tone 5
Tone 42	Motor Siren - slow rise to 800 Hz	114dB(A) @ 1m	Tone 2	Tone 5
Tone 43	1200 Hz Continuous	113dB(A) @ 1m	Tone 2	Tone 5
Tone 44	Motor Siren - slow rise to 2400 Hz	118dB(A) @ 1m	Tone 2	Tone 5
Tone 45	1KHz 1s on, 1s off Intermittent - PFEER Gen. Alarm	112dB(A) @ 1m	Tone 38	Tone 34

Note: SPL readings are at nominal voltage, typically +3dB and are for indication purposes only. Where applicable, reduce outputs by 5dB when a 10-30vac unit is supplied 12vac.

DC unit wiring configuration.



AC unit wiring configuration.



Ordering code :

A112

DC

24

R

/

R*

*=If applicable

Product
A 112
AL112

Supply
DC
AC

Voltage
12
24
48
115
230

Housing
R Red
W White
G Grey

Lens
A Amber
B Blue
C Clear
G Green
O Opal
R Red
Y Yellow