

AL100H Alarm Horn Sounder & LED Beacon

The AL100H is a compact, high output, 110dB(A) alarm horn sounder with a high output LED beacon. Featuring 64 alarm tone frequencies and 4 remotely activated stages/channels.

The AL100H features the A100 alarm horn sounder combined with the L101H LED beacon. The compact, robust enclosure is ideal for all general signalling applications including fire, security and process control. The alarm horn sounder & Xenon strobe beacon may be connected from a single or separate supplies for simultaneous or independent operation.

Features

- Automatic synchronisation
- Continuously rated
- Dual M20 or 1/2"NPT clearance cable entries
- Duplicate pluggable cable terminations - Class A
- Ingress protection IP66 Type 3R/13
- 64 alarm tone frequencies
- 4 remotely activated alarm stages/channels
- Available with custom tone configurations and frequencies
- Diode polarized for use in supervised circuits

Approvals

- UL: UL464 & UL1638
- cUL: CSA C22.2 No 205-17
- ULC: CAN/ULC-S525 & CAN/ULC-S526
- EAC CU TR 043/2017: B.00291/21
- EAC: RU D-GB.GA05.B.12595-20
- RMRS Marine: No. 19.00193.278
- CE, UKCA



Specification

Alarm Horn:

Maximum output: 110dB(A) @ 1 m ±3dB
[101dB(A) @ 10ft/3m ±3dB]

Nominal output: 102dB(A) @ 1m ±3dB
[93dB(A) @ 10ft/3m ±3dB]

No. of tones: 64 (UK00A / PFEER compliant)

No. of stages: 4

Volume control: -12dB(A) tone dependent

Effective range: 38m/124ft @ 1KHz

In rush: 636mA within 4.0ms @ 24Vdc

Stage switching: Negative (common positive)

L.E.D Beacon:

Light source: High intensity L.E.D. array.
18 x Cree© SMT White LED

High Power Steady: 180 cd – measured ref. to I.E.S.

1Hz Flash cd: 113 cd – measured ref. to I.E.S.

LED life: 60,000 hours

Settings:

1. High Power Steady
2. Blinking – 425ms ON 75ms OFF
3. 1.0Hz (60 fpm) – 200ms ON 800ms OFF
4. 1.33Hz (80fpm) – 150ms ON 600ms OFF
5. Double Flash
6. Triple Flash
7. 2.0Hz (120fpm) – 125ms ON 375ms OFF
8. Temporal Pattern Flash

General:

Ingress protection: IP66 Type 3R/13

Enclosure: High impact UL94 V0 & 5VA FR ABS/PC

Lens colour filter: Field replaceable UV stable PC

Terminals: 0.5 – 2.5mm² (20-14 AWG)

Line monitoring: Diode polarized for use in supervised circuits

Operating: -40 to +66°C [-40° to +151°F]

Storage: -40 to +70°C [-40° to +158°F]

Relative humidity: 95% at 20°C [68°F]

Vibration test: 35Hz for a duration 4Hr (UL464/UL1638)

Jarring test: 3ft/lb Energy (UL464/UL1638)

Impact test: 3x 5lb (UL464/UL1638)

MTBF DC: 113.31 years / 992,555 hours – MIL 217

MTBF AC: 75.37 years / 660,283 hours – MIL 217

Weight DC: 0.46kg / 1.01lbs

Weight AC: 0.57kg / 1.25lbs

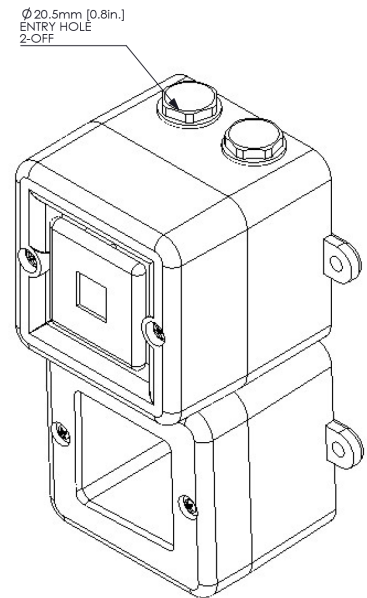
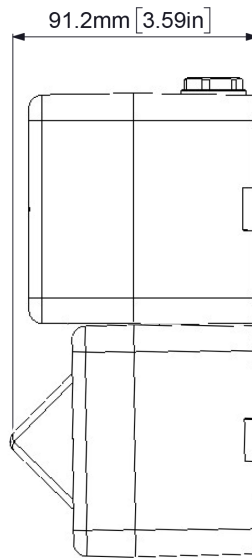
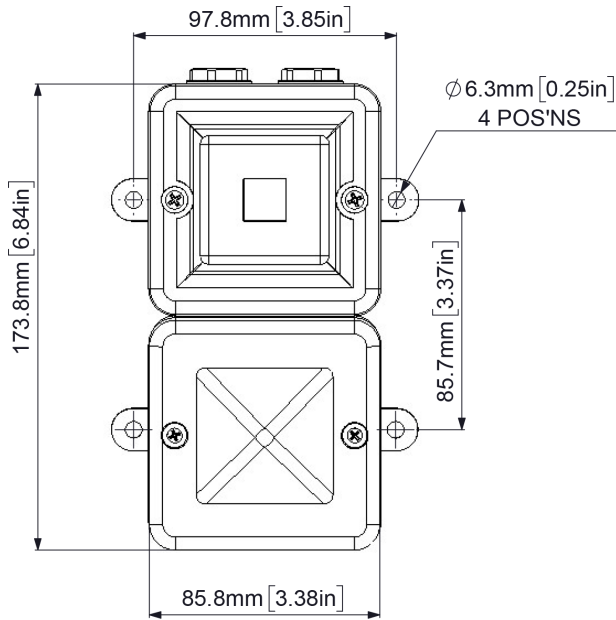
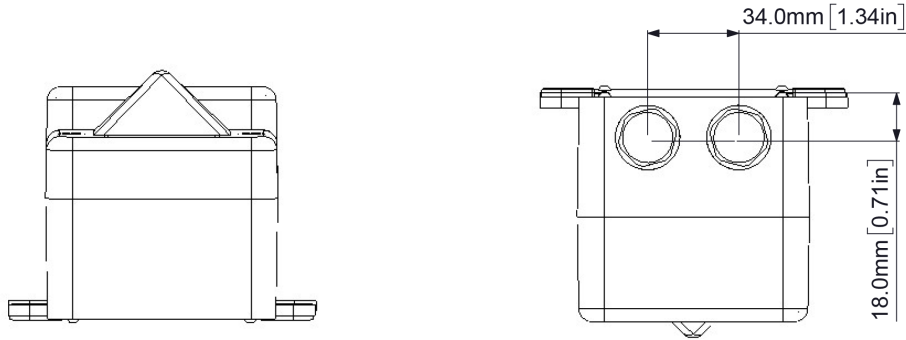
Part Codes

Variable: Identifier: Description:

Product type:	AL100H	Combined alarm horn sounder & LED beacon
Voltage:	DC024 DC048 AC230	12Vdc (11.5-14Vdc)/24Vdc (20-28Vdc) 48Vdc (48-54Vdc) 48-260Vac 50/60Hz
Back box/cable entries: [e]	M	Back box with mounting lugs – 2 x M20, 1/2"NPT clearance
Stopping plug material: [m]	A	ABS
Equip. tag/Duty label: [s]	0 1 2	No equip. tag or Duty label 316 (A4) St/St Equip. tag/Duty label Metalised Polyester Equip. tag/Duty label
Product version: [v]	A	UL/cUL, ULC, RMRS, EAC, CE, UKCA
Product option: [o]	1 X Z	Standard product Custom configuration – contact E2S Custom alarm tone software – contact E2S
Enclosure: [x]	R G W	Red (RAL 3000) Grey (RAL 7038) White
Lens colour: [y]	A B C G M R Y	Amber Blue Clear Green Magenta Red Yellow

Current Consumption

Product Version:	Nominal Voltage:	Voltage Range:	Beacon Current:	Horn Current:
DC024	12Vdc	11.5-14Vdc	79.5mA	17mA
DC024	24Vdc	16-33Vdc (Regulated)	87mA	33.5mA
DC048	48Vdc	48-60Vdc	60mA	113mA
AC230	115Vac 230Vac	48-260Vac 50/60Hz	34mA 19mA	25mA 17mA



Tone table

S 1	Description	S 2	S 3	S 4
T 1	1000 Continuous - PFEER Toxic Gas	Any	T 2	T 44
T 2	1200/500 @ 1Hz Sweeping - DIN / PFEER P.T.A.P.	Any	T 3	T 44
T 3	1000 @ 0.5Hz (1s on, 1s off) Intermittent - P...	Any	T 2	T 44
T 4	1.4KH-1.6KHz 1s, 1.6KHz-1.4KHz 0.5s - NF C 48...	Any	T 24	T 1
T 5	544(100mS)/440 (400mS) - NF S 32-001	Any	T 19	T 1
T 6	1500/500 - (0.5s on , 0.5s off) x3 + 1s gap -...	Any	T 44	T 1
T 7	500-1500Hz Sweeping 2 sec on 1 sec off - AS4428	Any	T 44	T 1
T 8	500/1200Hz @ 0.26Hz(3.3s on, 0.5s off) - NEN ...	Any	T 24	T 35
T 9	1000 (1s on, 1s off)x7 + (7s on, 1s off) - IM...	Any	T 34	T 1
T 10	1000 (1s on, 1s off)x7 + (7s on, 1s off) - IM...	Any	T 34	T 1
T 11	420(0.5s on, 0.5s off)x3 + 1s gap - ISO 8201 ...	Any	T 1	T 8
T 12	1000(0.5s on, 0.5s off)x3 + 1s gap - ISO 8201...	Any	T 1	T 8
T 13	422/775 - (0.85 on, 0.5 off) x3 + 1s gap - ...	Any	T 1	T 8
T 14	1000/2000 @ 1Hz - Singapore	Any	T 3	T 35
T 15	300 Continuous	Any	T 24	T 35
T 16	440 Continuous	Any	T 24	T 35
T 17	470 Continuous	Any	T 24	T 35
T 18	500 Continuous - IMO code 2 (Low)	Any	T 24	T 35
T 19	554 Continuous	Any	T 24	T 35
T 20	660 Continuous	Any	T 24	T 35
T 21	800 Continuous - IMO code 2 (High)	Any	T 24	T 35
T 22	1200 Continuous	Any	T 24	T 35
T 23	2000 Continuous	Any	T 3	T 35
T 24	2400 Continuous	Any	T 20	T 35
T 25	440 @ 0.83Hz (0.60s on, 0.60s off) Intermittent	Any	T 44	T 8
T 26	470 @ 0.9Hz (0.55s on, 0.55s off) Intermittent	Any	T 44	T 8
T 27	470 @ 5Hz (0.10s on, 0.10s off) Intermittent	Any	T 44	T 8
T 28	544 @ 1.14Hz (0.43s on, 0.44s off) Intermittent	Any	T 24	T 8
T 29	655 @ 0.875Hz (0.57s on, 0.57s off) Intermittent	Any	T 44	T 8
T 30	660 @ 0.28Hz (1.80s on, 1.80s off) Intermittent	Any	T 24	T 8
T 31	660 @ 3.3Hz (0.15s on, 0.15s off) Intermittent	Any	T 24	T 8
T 32	745 @ 1Hz (0.50s on, 0.50s off) Intermittent	Any	T 24	T 8

S 1	Description	S 2	S 3	S 4
T 33	800 (0.25s on, 1.00s off) Intermittent	Any	T 24	T 8
T 34	800 @ 2Hz (0.25s on, 0.25s off) - IMO code 3...	Any	T 24	T 8
T 35	1000 @ 1Hz (0.50s on, 0.50s off) Intermittent	Any	T 24	T 8
T 36	2400 @ 1Hz (0.50s on, 0.50s off) Intermittent	Any	T 24	T 8
T 37	2900 @ 5Hz (0.10s on, 0.10s off) Intermittent	Any	T 24	T 8
T 38	363/518 @ 1Hz (0.50s / 0.50s) Alternating	Any	T 8	T 19
T 39	450/500 @ 2Hz (0.25s / 0.25s) Alternating	Any	T 8	T 19
T 40	554/440 @ 1Hz (0.50s / 0.50s) Alternating	Any	T 24	T 19
T 41	554/440 @ 0.65Hz (0.76s / 0.76s) Alternating	Any	T 8	T 19
T 42	561/760 @ 0.83Hz (0.60s / 0.60s) Alternating	Any	T 8	T 19
T 43	780/600 @ 0.96Hz (0.52s / 0.52s) Alternating	Any	T 8	T 19
T 44	800/1000 @ 2Hz (0.25s / 0.25s) Alternating	Any	T 24	T 19
T 45	970/800 @ 2Hz (0.25s / 0.25s) Alternating	Any	T 8	T 19
T 46	800/1000 @ 0.875Hz (0.57s / 0.57s) Alternating	Any	T 24	T 19
T 47	2400/2900 @ 2Hz (0.25s / 0.25s) Alternating	Any	T 24	T 19
T 48	500/1200 @ 0.3Hz (1.67s / 1.67s) Sweeping	Any	T 24	T 12
T 49	560/1055 @ 0.18Hz (2.73s / 2.73s) Sweeping	Any	T 24	T 12
T 50	560/1055 @ 3.3Hz (0.15s / 0.15s) Sweeping	Any	T 24	T 12
T 51	600/1250 @ 0.125Hz (4s / 4s) Sweeping	Any	T 24	T 12
T 52	660/1200 @ 1Hz (0.50s / 0.50s) Sweeping	Any	T 24	T 12
T 53	800/1000 @ 1Hz (0.50s / 0.50s) Sweeping	Any	T 24	T 12
T 54	800/1000 @ 7Hz (0.07s / 0.07s) Sweeping	Any	T 24	T 12
T 55	800/1000 @ 50Hz (0.01s / 0.01s) Sweeping	Any	T 24	T 12
T 56	2400/2900 @ 7Hz (0.07s / 0.07s) Sweeping	Any	T 24	T 12
T 57	2400/2900 @ 1Hz (0.50s / 0.50s) Sweeping	Any	T 24	T 12
T 58	2400/2900 @ 50Hz (0.01s / 0.01s) Sweeping	Any	T 24	T 12
T 59	2500/3000 @ 2Hz (0.25s / 0.25s) Sweeping	Any	T 24	T 12
T 60	2500/3000 @ 7.7Hz (0.65s / 0.65s) Sweeping	Any	T 24	T 12
T 61	800Hz Motor Siren	Any	T 24	T 12
T 62	1200Hz Motor Siren	Any	T 24	T 12
T 63	2400Hz Motor Siren	Any	T 24	T 12
T 64	Simulated Bell	Any	T 21	T 12