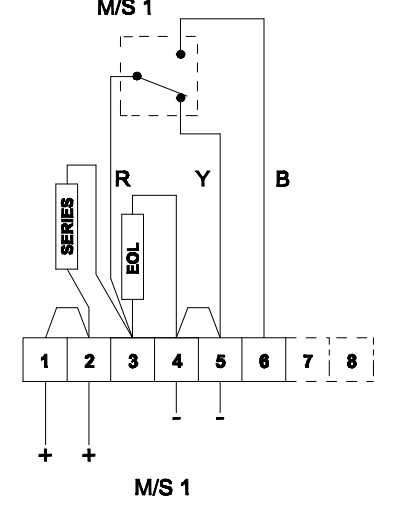
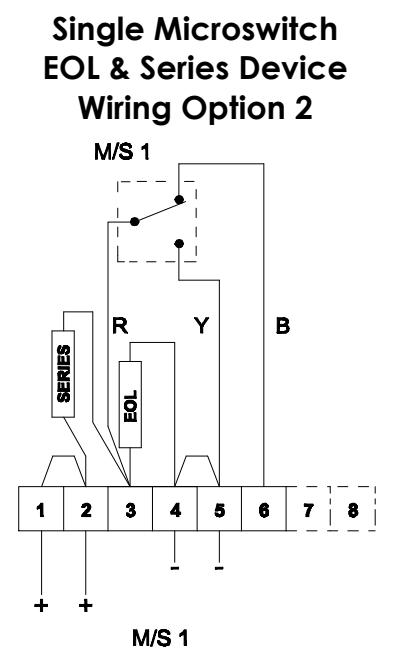
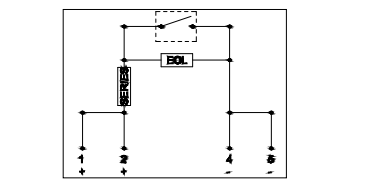
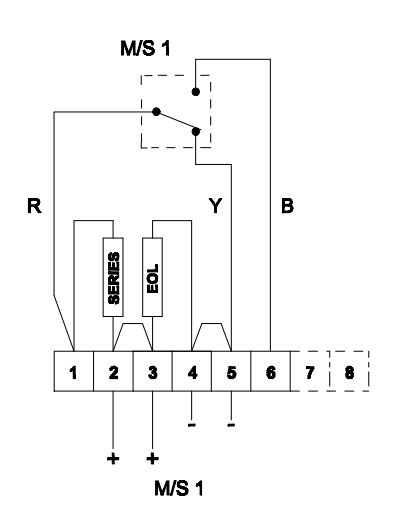
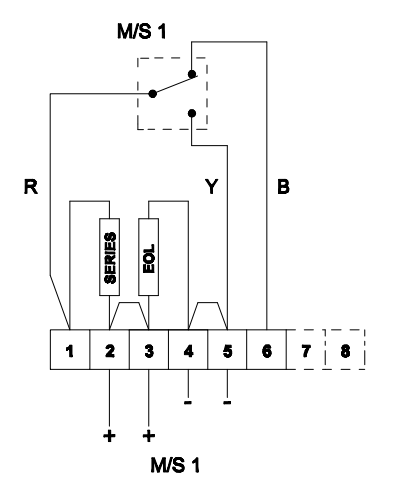
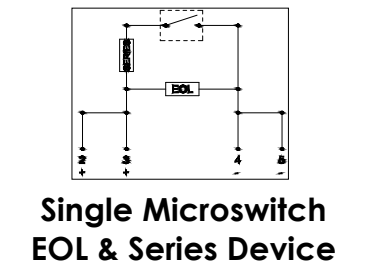
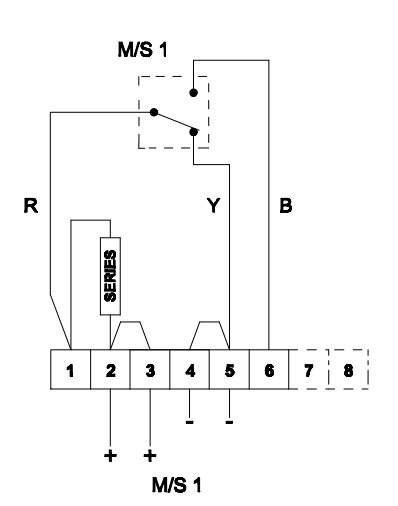
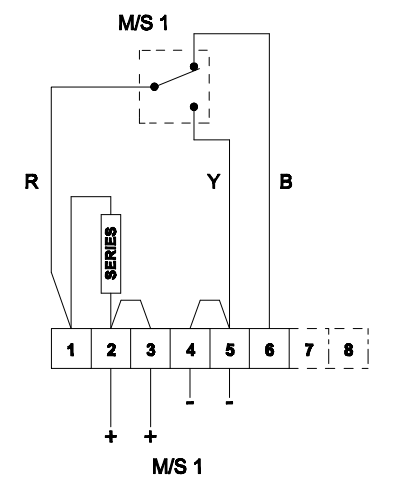
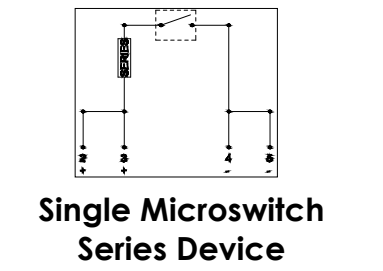
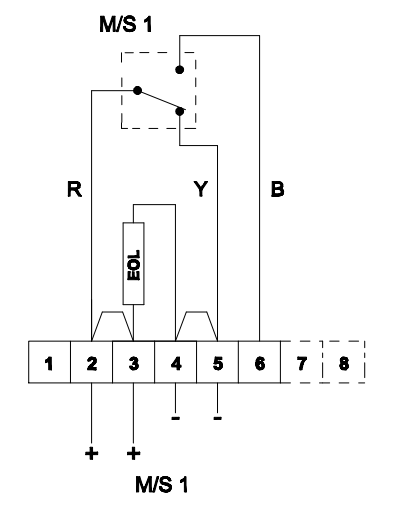
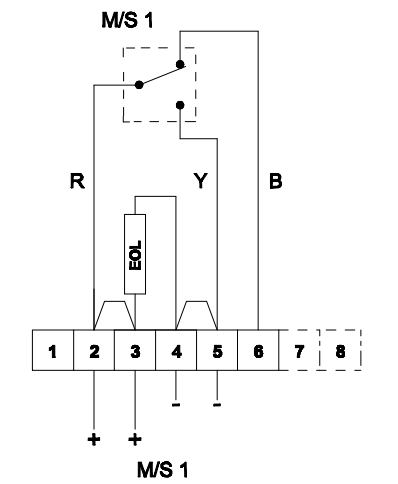
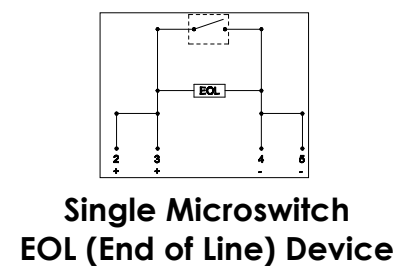


E2S PART NO.	DESCRIPTION	DATA REFERENCE
BExCP3B/C/D/E-BG	BExCP3B/C/D-E-BG BREAK GLASS MANUAL CALL POINT	1.24.070
BExCP3B/C/D/E-PB	BExCP3B/C/D-PB PUSH BUTTON MANUAL CALL POINT	1.24.080
BExCP3B/C/D/E-PT	BExCP3B/C/D-PT TOOL RESET MANUAL CALL POINT	1.24.090
IS-CP4B-BG	IS-CP4B-BG BREAK GLASS MANUAL CALL POINT	1.14.010
IS-CP4B-PB	IS-CP4B-PB PUSH BUTTON MANUAL CALL POINT	1.14.020
IS-CP4B-PT	IS-CP4B-PT TOOL RESET MANUAL CALL POINT	1.14.030

Module Device Codes		
	EOL	Series
Resistor	ExxxR	SxxxR
Diode	ED1	SD1
Zener Diode	ExxxZ	SxxxZ

ISSUE	MOD No.	REASON - INITIAL - DATE
1		INTRODUCTION D.A.H - 07-02-2020
2	ACN0077	TYPE E ADDED ; SIMPLIFIED DIAGRAMS ADDED. D.A.H - 26-08-2020



DRAWING TO BS8888:2000  
GEOMETRIC TOLERANCES TO ISO1101:1983  
LINEAR DIMENSIONAL TOLS  
ANGULAR DIMENSIONAL TOLS

STANDARDS  
**BExCP3B/C/D/E CALL POINTS**

DRAWN	DATE	SURFACE FINISH	WEIGHT (Kg)
D.HOWGILL	07-02-20		
CHECKED	DATE		
R.N.POTTS	07-02-20	MATERIAL	
APPROVED	DATE	ALTERNATIVE MATERIAL	
R.N.POTTS	07-02-20		

THIS DRAWING AND ANY INFORMATION OR DESCRIPTIVE  
MATTER THEREIN IS COMMUNICATED IN CONFIDENCE AND  
IS THE COPYRIGHT PROPERTY OF EUROPEAN SAFETY  
SYSTEMS LTD. NEITHER THE WHOLE OR ANY EXTRACT MAY  
BE DISCLOSED, LOANED, COPIED OR USED FOR  
MANUFACTURING OR TENDERING PURPOSES WITHOUT THEIR  
WRITTEN CONSENT.

© EUROPEAN SAFETY SYSTEMS LTD.  
AS PER LATEST DATE OF ISSUE SHOWN ABOVE

**e2S**  
warning signals

EUROPEAN SAFETY SYSTEMS LTD  
IMPRESS HOUSE  
MANSELL ROAD  
ACTON  
LONDON W3 7QH  
WWW.E2S.COM

ALL DIMENSIONS IN MM  
IF IN DOUBT, ASK -  
DO NOT SCALE

TITLE **BExCP3B/C/D/E-BG/PB/PT MANUAL  
CALL POINT WIRING SCHEMATIC**

SCALE NTS SHEET 1 OF 1 DRAWING NUMBER **D150-06-051**

**A3**

©