



IECEx Certificate of Conformity

INTERNATIONAL ELECTROTECHNICAL COMMISSION IEC Certification System for Explosive Atmospheres

for rules and details of the IECEx Scheme visit www.iecex.com

Certificate No.:	IECEx ULD 16.0017X	Page 1 of 4	<u>Certificate history:</u>
Status:	Current	Issue No: 5	Issue 4 (2022-04-26)
Date of Issue:	2024-04-12		Issue 3 (2021-10-07)
Applicant:	European Safety Systems Limited Impress House Mansell Road Acton London W3 7QH United Kingdom		Issue 2 (2021-05-27)
Equipment:	Signalling Beacons, Loudspeakers, Sounders, Junction Box and Heat Detectors, STEx*****		
Optional accessory:			
Type of Protection:	Flameproof "db", Increased Safety "eb" and Dust Ignition Protection by Enclosure "tb"		
Marking:	Ex db IIC T6...T3 Gb		
	Ex eb IIC T6...T4 Gb		
	Ex tb IIIC T82°C...T137°C Db		
	-50°C to +125°C		
	See Annex for additional Temperature information.		

Approved for issue on behalf of the IECEx
Certification Body:

Andrew Moffat

Position:

Senior Project Engineer

Signature:
(for printed version)

Date:
(for printed version)

1. This certificate and schedule may only be reproduced in full.
2. This certificate is not transferable and remains the property of the issuing body.
3. The Status and authenticity of this certificate may be verified by visiting www.iecex.com or use of this QR Code.



Certificate issued by:

UL Solutions (Demko)
Borupvang 5A
Ballerup DK-2750
Denmark





IECEX Certificate of Conformity

Certificate No.: **IECEX ULD 16.0017X**

Page 2 of 4

Date of issue: 2024-04-12

Issue No: 5

Manufacturer: **European Safety Systems Limited**
Impress House
Mansell Road
Acton
London W3 7QH
United Kingdom

Manufacturing locations: **European Safety Systems Limited**
Impress House
Mansell Road
Acton
London W3 7QH
United Kingdom

This certificate is issued as verification that a sample(s), representative of production, was assessed and tested and found to comply with the IEC Standard list below and that the manufacturer's quality system, relating to the Ex products covered by this certificate, was assessed and found to comply with the IECEx Quality system requirements. This certificate is granted subject to the conditions as set out in IECEx Scheme Rules, IECEx 02 and Operational Documents as amended

STANDARDS :

The equipment and any acceptable variations to it specified in the schedule of this certificate and the identified documents, was found to comply with the following standards

[IEC 60079-0:2017](#) Explosive atmospheres - Part 0: Equipment - General requirements
Edition:7.0

[IEC 60079-1:2014](#) Explosive atmospheres - Part 1: Equipment protection by flameproof enclosures "d"
Edition:7.0

[IEC 60079-31:2022](#) Explosive atmospheres – Part 31: Equipment dust ignition protection by enclosure "t"
Edition:3.0

[IEC 60079-31:2013](#) Explosive atmospheres - Part 31: Equipment dust ignition protection by enclosure "t"
Edition:2

[IEC 60079-7:2017](#) Explosive atmospheres - Part 7: Equipment protection by increased safety "e"
Edition:5.1

This Certificate **does not** indicate compliance with safety and performance requirements other than those expressly included in the Standards listed above.

TEST & ASSESSMENT REPORTS:

A sample(s) of the equipment listed has successfully met the examination and test requirements as recorded in:

Test Reports:

[DK/ULD/ExTR16.0017/00](#)
[DK/ULD/ExTR16.0017/03](#)

[DK/ULD/ExTR16.0017/01](#)
[DK/ULD/ExTR16.0017/04](#)

[DK/ULD/ExTR16.0017/02](#)
[DK/ULD/ExTR16.0017/05](#)

Quality Assessment Report:

[GB/SIR/QAR06.0020/12](#)



IECEX Certificate of Conformity

Certificate No.: **IECEX ULD 16.0017X**

Page 3 of 4

Date of issue: 2024-04-12

Issue No: 5

EQUIPMENT:

Equipment and systems covered by this Certificate are as follows:

The STExS1, STExS2, STExL1 and STExL2 series products are a range of Sounders and Loudspeakers housed in the same Flameproof / Dust protected, stainless steel enclosure; that are intended to be used as audible warning / signalling devices. The enclosure is accessible via a threaded cover, the opposite end of the enclosure is fitted with pressed wire breathing element incorporating a cemented joint with enclosure. The STExS1 Sounders and STExL1 Loudspeaker models are fitted with a plastic horn that has a short flare whereas the STExS2 Sounders and STExL2 Loudspeaker models are fitted with plastic horn having a longer flare. Alternatively, all Sounders and Loudspeakers maybe fitted with a radial horn. The horns are secured to the end of the enclosure with fasteners.

The STExB2 series products are a range of Electronic Strobe, LED or Rotating Beacons housed in the same Flameproof / Dust protected, stainless steel enclosure; intended to be used as visual warning / signalling devices. The enclosure is accessible via a threaded cover which incorporates a glass dome, the glass dome is cemented into the cover. The glass dome is protected with a stainless steel wire guard which provides for a reduced risk of impact, a plastic lens cover can optionally be fitted over the glass dome without affecting the concept of protection.

The STExC1 series products are a range of combined Sounder with Strobe Beacon housed in the same Flameproof / Dust protected, stainless steel enclosure; intended to be used as audible and visual warning / signalling devices. The enclosure is accessible via a threaded cover which incorporates a glass dome, the glass dome is cemented into the cover. The glass dome is fitted with a stainless steel wire guard which provides for a reduced risk of impact, a plastic lens cover can optionally be fitted over the glass dome without affecting the concept of protection. The opposite end of the enclosure is fitted with pressed wire breathing element incorporating a cemented joint with enclosure, a two piece plastic cover (small horn or radial horn) is fitted over breathing element and secured to the enclosure with fasteners.

Model STExJ2 is a Junction Box which is based on the STExB2 Series Beacon enclosure, the junction box is closed with a single piece stainless steel threaded cover.

Model STExH1 Heat Detector are based on STExJ1 Series enclosure, with heat detector. Ex db marked product may be provided with LED indicator in one threaded entry.

All four types of enclosure utilise threaded covers, the specified ingress protection rating is not reliant on the use of an elastomeric O-ring, although one may be fitted.

A Non Certification suffix may also be utilized to detail the Horn Size Type used, e,g STExS2-R – Radial Horn.+

Please see Annex for additional information.

SPECIFIC CONDITIONS OF USE: YES as shown below:

- Parts of the enclosure are non-conducting and may generate an ignition-capable level of electrostatic charges under certain extreme conditions. The user should ensure that the equipment is not installed in a location where it may be subjected to external conditions (such as high-pressure steam) which might cause a build-up of electrostatic charges on non-conducting surfaces. Additionally, cleaning of the equipment should be done only with a damp cloth.
- All entries must be fitted with a suitable seal at the interface with enclosure.
- Repair of the flamepaths is not permitted.
- An end of line monitoring diode or an end of line monitoring resistor can be connected across the +ve and -ve terminals. If an end of line resistor is used it must have a minimum resistance value of 1k8 ohms and a minimum wattage of 0.5W or a minimum resistance value of 470 ohms and a minimum wattage of 2W for a 24Vdc supply voltage and must maintain creepage and clearance distances to bare conductive parts at different potentials of at least 5.0mm. (Specific to STExJ2-E, only).



IECEX Certificate of Conformity

Certificate No.: **IECEX ULD 16.0017X**

Page 4 of 4

Date of issue: 2024-04-12

Issue No: 5

DETAILS OF CERTIFICATE CHANGES (for issues 1 and above)

Issue 1: Added Large LED Beacon model numbers STExB2LD2DC024, STExB2LD2AC115 and STExB2LD2AC230 to the certified range and updated minor typographical errors.

Issue 2: Updates to large beacon (B2) range electronics; introduction of 5 Joule models to the large beacon (B2) housing; marking plates, installation instructions and drawings have been updated; removal of a specific condition of use.

Issue 3: Updates to the Sounder PCBA's in STExS1*****, STExS2*****, and STExC1X05*****, models. New Horn size "2H". Update to Installation Instructions and Marking Labels of the affected the models.

Issue 4: Updates to STExS1, STExS2, STExL1, STExL2 and STExC1 Sinter cement material and adds Horn size "S2H".

Issue 5: Add Increased Safety Protection method for Junction Boxes (STExJ2, Ex eb), Alternate threaded entries for Junction Box enclosure (STExJ2, Ex db, Ex eb, Ex tb), Increase maximum ambient temperature range (STExB2 - Ex db), Addition of Heat Detectors STExH1-A/H models (Ex db, Ex tb), Update of report with IEC 60079-31 Ed 3.0.

Annex:

[Annex to IECEx ULD 16.0017X Issue 5.pdf](#)



IECEX Certificate of Conformity

Annex to Certificate No.:

IECEX ULD 16.0017X

Issue No.: 5

Page 1 of 7

TYPE DESIGNATION

Loudspeakers and Sounders -

STExL1R008, STExL1R016, STExL1V070, STExL1V100, STExL2R008, STExL2R016, STExL2V070, STExL2V100.

STExS1DC024(-SIL), STExS1AC230, STExS2DC024(-SIL), STExS2AC230.

Sounder Beacons -

STExC1X05DC012, STExC1X05DC024, STExC1X05DC048, STExC1X05AC230.

Large Xenon Strobe Beacons and Rotating Halogen Beacons -

STExB2X05DC012, STExB2X05DC024, STExB2X05DC024-SIL, STExB2X05DC048, STExB2X05AC115, STExB2X05AC230, STExB2X10DC024, STExB2X10DC024-SIL, STExB2X10DC048, STExB2X10AC115, STExB2X10AC230, STExB2X15DC024, STExB2X15DC024-SIL, STExB2X15DC048, STExB2X15AC115, STExB2X15AC230, STExB2X21DC024, STExB2X21DC048, STExB2X21AC115, STExB21AC230
STExB2RT1DC012, STExB2RT1DC024, STExB2RT1AC115, STExB2RT1AC230

Large LED Beacons -

STExB2LD2DC024, STExB2LD2AC115, STExB2LD2AC230

Large Junction Box -

STExJ2

Heat Detector -

STExH1-A Heat detector Ex d

STExH1-H Heat detector Ex d

PARAMETERS RELATING TO THE SAFETY

Ratings (Sounders):

Type Designation	Description	Rated Voltage Range	Rated Current (mA)	IP	T Class @ Ambient temperature (-50°C to [Max]°C)			
					(Gas)		(Dust)	
					55	65	70	70
STExS1DC024	15W Sounder (Small Horn)	11.5-54Vdc	221 / 185 / 115	IP66	-	T6	T5	T82°C
STExS1DC024-SIL					-	T6	T5	T82°C
STExS1AC230	15W Sounder (Small Horn)	100-240Vac, 50/60Hz	73 / 48	IP66	-	T6	T5	T82°C
STExS2DC024	25W Sounder (Large Horn)	11.5-54Vdc	356 / 740 / 391	IP66	T6	-	T5	T94°C
STExS2DC024-SIL					-	T6	T5	T84°C
STExS2AC230	25W Sounder (Large Horn)	100-240Vac, 50/60Hz	282 / 167	IP66	-	T6	T5	T84°C



IECEX Certificate of Conformity

Annex to Certificate No.:

IECEX ULD 16.0017X

Issue No.: 5

Page 2 of 7

Ratings (Loudspeakers):

Type Designation	Description	Rated Voltage Range	Rated Current (mA)	IP	T Class @ Ambient temperature (-50°C to [Max]°C)				
					(Gas)				(Dust)
					45	55	60	70	70
STExL1R008	15W Loudspeaker (Small Horn)	10.95V	-	IP66	-	T6	-	T5	T95°C
STExL1R016	15W Loudspeaker (Small Horn)	15.49V	-	IP66	-	T6	-	T5	T95°C
STExL1V070	15W Loudspeaker (Small Horn)	70V	-	IP66	-	T6	-	T5	T95°C
STExL1V100	15W Loudspeaker (Small Horn)	100V	-	IP66	-	T6	-	T5	T95°C
STExL2R008	25W Loudspeaker (Large Horn)	14.14V	-	IP66	T6	-	T5	T4	T105°C
STExL2R016	25W Loudspeaker (Large Horn)	20.00V	-	IP66	T6	-	T5	T4	T105°C
STExL2V070	25W Loudspeaker (Large Horn)	70V	-	IP66	T6	-	T5	T4	T105°C
STExL2V100	25W Loudspeaker (Large Horn)	100V	-	IP66	T6	-	T5	T4	T105°C

Ratings (Combined Sounder / Xenon Strobe):

Type Designation	Description	Rated Voltage Range	Rated Current (mA)	IP	T Class @ Ambient temperature (-50°C to [Max]°C)			
					(Gas)			(Dust)
					45	50	70	70
STExC1X05DC012	Combined Sounder / Xenon Strobe	11.5-14Vdc	885	IP66	-	T5	T4	T114°C
STExC1X05DC024	Combined Sounder / Xenon Strobe	20-28Vdc	508	IP66	-	T5	T4	T114°C
STExC1X05DC048	Combined Sounder / Xenon Strobe	42-54Vdc	325	IP66	-	T5	T4	T114°C
STExC1X05AC230	Combined Sounder / Xenon Strobe	220-240Vac 50/60Hz	127	IP66	T5	-	T4	T117°C



IECEx Certificate of Conformity

Annex to Certificate No.:

IECEx ULD 16.0017X

Issue No.: 5

Page 3 of 7

Ratings (Beacons):

Type Designation	Description	Rated Voltage Range	Rated Current (mA)	IP	T Class @ Ambient temperature °C (-50°C to [Max]°C)									
					(Gas)								(Dust)	
					40	45	55	65	70	75	80	85	65	70
STExB2X05DC012	5J Xenon Strobe 12Vdc	10-14Vdc	585	IP6X	-	-	T6	-	T5	-	-	T4	-	T92°C
STExB2X05DC024	5J Xenon Strobe 24Vdc	20-28Vdc	295	IP6X	-	-	T6	-	T5	-	-	T4	-	T92°C
STExB2X05DC024-SIL	5J Xenon Strobe 24Vdc	20-28Vdc	295	IP6X	-	-	T6	-	T5	-	-	T4	-	T92°C
STExB2X05DC048	5J Xenon Strobe 48Vdc	42-54Vdc	145	IP6X	-	-	T6	-	T5	-	-	T4	-	T92°C
STExB2X05AC115	5J Xenon Strobe 115Vac	110-120Vac 50/60Hz	140	IP6X	T6	-	T5	-	-	-	-	T4	-	T110°C
STExB2X05AC230	5J Xenon Strobe 230Vac	220-240Vac 50/60Hz	70	IP6X	T6	-	T5	-	-	-	-	T4	-	T110°C
STExB2X10DC024	10J Xenon Strobe 24Vdc	20-28Vdc	605	IP6X	-	T5	-	-	-	-	T4	T3	-	T118°C
STExB2X10DC024-SIL	10J Xenon Strobe 24Vdc	20-28Vdc	605	IP6X	-	T5	-	-	-	-	T4	T3	-	T118°C
STExB2X10DC048	10J Xenon Strobe 48Vdc	42-54Vdc	230	IP6X	-	T5	-	-	-	-	T4	T3	-	T118°C
STExB2X10AC115	10J Xenon Strobe 115Vac	110-120Vac 50/60Hz	220	IP6X	-	-	-	-	T4	-	T3	-	-	T128°C
STExB2X10AC230	10J Xenon Strobe 230Vac	220-240Vac 50/60Hz	130	IP6X	-	-	-	-	T4	-	T3	-	-	T128°C
STExB2X15DC024	15J Xenon Strobe 24Vdc	20-28Vdc	835	IP6X	-	-	-	-	T4	-	T3	-	-	T127°C
STExB2X15DC024-SIL	15J Xenon Strobe 24Vdc	20-28Vdc	835	IP6X	-	-	-	-	T4	-	T3	-	-	T127°C
STExB2X15DC048	15J Xenon Strobe 48Vdc	42-54Vdc	330	IP6X	-	-	-	-	T4	-	T3	-	-	T127°C
STExB2X15AC115	15J Xenon Strobe 115Vac	110-120Vac 50/60Hz	310	IP6X	-	-	-	T4	-	T3	-	-	-	T131°C
STExB2X15AC230	15J Xenon Strobe 230Vac	220-240Vac 50/60Hz	170	IP6X	-	-	-	T4	-	T3	-	-	-	T131°C
STExB2X21DC024	21J Xenon Strobe 24Vdc	20-28Vdc	1130	IP6X	-	-	-	T4	-	T3	-	-	-	T131°C
STExB2X21DC048	21J Xenon Strobe 48Vdc	42-54Vdc	530	IP6X	-	-	-	T4	-	T3	-	-	-	T131°C
STExB2X21AC115	21J Xenon Strobe 115Vac	110-120Vac 50/60Hz	500	IP6X	-	-	T4	T3	-	-	-	-	T137°C	-
STExB2X21AC230	21J Xenon Strobe 230Vac	220-240Vac 50Hz	195	IP6X	-	-	T4	T3	-	-	-	-	T137°C	-
STExB2RT1DC012	12Vdc Rotating Beacon	12Vdc	1730	IP6X	T5	-	-	-	T4	-	-	-	-	T125°C
STExB2RT1DC024	24Vdc Rotating Beacon	24Vdc	970	IP6X	T5	-	-	-	T4	-	-	-	-	T125°C
STExB2RT1AC115	115Vac Rotating Beacon	115-120Vac 50/60Hz	216	IP6X	T5	-	-	-	T4	-	-	-	-	T125°C
STExB2RT1AC230	230Vac Rotating Beacon	230Vac 50/60Hz	111	IP6X	T5	-	-	-	T4	-	-	-	-	T125°C
STExB2LD2DC024	LED Beacon, 24Vdc	18-54Vdc	240	IP6X	-	-	-	T6	-	-	T5	T4	-	T85°C
STExB2LD2AC115	LED Beacon, 115ac, 50/60Hz	103.5-126.5Vac 50/60Hz	95	IP6X	-	-	-	T6	-	-	T5	T4	-	T85°C
STExB2LD2AC230	LED Beacon, 230ac, 50/60Hz	207-253Vac 50/60Hz	48	IP6X	-	-	-	T6	-	-	T5	T4	-	T85°C



IECEX Certificate of Conformity

Annex to Certificate No.:

IECEX ULD 16.0017X

Issue No.: 5

Page 4 of 7

Ratings (Junction box):

Type Designation	Description	Rated Voltage Range	Rated power	IP	T Class @ Ambient temperature (-50°C to [Max]°C)		
					(Gas)		(Dust)
					65	70	70
STExJ2 (Ex db)	STEx Junction Box	260Vac, 60V dc	5W	IP64	T6	T5	T85°C
STExJ2-E (Ex eb)	STEx Junction Box	260Vac, 60V dc	1.25W	IP64	T6	T5	T75°C

Ratings (Heat Detector):

Type Designation	Description	Rated Voltage Range	Rated Current	Max Power	IP	T Class @ Ambient temperature (-50°C to [Max]°C)						
						(Gas)			(Dust)			
						65	70	75	90	125	70	125
STExH1-A	Heat Detector	125Vac 50/60Hz	5.0A	5W	IP6X	T6	T5	-	-	-	T85°C	-
		125Vdc	0.5A									
		48Vdc	1.0A									
		24Vdc	2.0A									
STExH1-H	Heat Detector	125Vac 50/60Hz	5.0A	1.25W	IP6X	-	-	T6	T5	T4	T75°C	T130°C
		125Vdc	0.5A									
		48Vdc	1.0A									
		24Vdc	2.0A									



IECEX Certificate of Conformity

Annex to Certificate No.:




IECEX ULD 16.0017X




Issue No.: 5





Page 5 of 7




MARKING




Marking has to be readable and indelible; it has to include the following indications:



STEx1AC230 Alarm Sounder	
Voltage Range:	100 - 240V ac 50/60Hz
Nominal Voltage:	115 / 230V ac
Current:	73 / 48mA
 II 2G II 2D	Ex db IIC T6 Gb Ta. -50°C to +65°C Ex db IIC T5 Gb Ta. -50°C to +70°C Ex tb IIIC T82°C Db Ta. -50°C to +70°C
 2813	IP66
Year / Serial No.	DEMKO16ATEX1466X 21/SS13000001 IECEX ULD 16.0017X
WARNINGS: DO NOT OPEN WHEN AN EXPLOSIVE ATMOSPHERE IS PRESENT POTENTIAL ELECTROSTATIC HAZARD - CLEAN ONLY WITH A DAMP CLOTH M20x1.5 ENTRIES - IF TEMPERATURE EXCEEDS 70° C AT ENTRY OR 80° C AT BRANCHING POINT USE SUITABLY RATED CABLE AND CABLE GLANDS	
 European Safety Systems Ltd. www.e2s.com Impress House, Mansell Road, London, W3 7QH	

STEx1V100 15W Loudspeaker	
Max Input Voltage:	100V Line
Power:	15W
 II 2G II 2D	Ex db IIC T6 Gb Ta. -50°C to +55°C Ex db IIC T5 Gb Ta. -50°C to +70°C Ex tb IIIC T95°C Db Ta. -50°C to +70°C
 2813	IP66
Year / Serial No.	DEMKO16ATEX1466X 16/SL13000001 IECEX ULD 16.0017X
WARNINGS: DO NOT OPEN WHEN AN EXPLOSIVE ATMOSPHERE IS PRESENT POTENTIAL ELECTROSTATIC HAZARD - CLEAN ONLY WITH A DAMP CLOTH M20x1.5 ENTRIES - IF TEMPERATURE EXCEEDS 70° C AT ENTRY OR 80° C AT BRANCHING POINT USE SUITABLY RATED CABLE AND CABLE GLANDS	
 European Safety Systems Ltd. www.e2s.com Impress House, Mansell Road, London, W3 7QH	

STExB2X05AC230 05J Xenon Strobe	
Voltage Range:	220 - 240V ac 50/60Hz
Nominal Voltage:	230V ac
Nominal Current:	70mA
 II 2G II 2D	Ex db IIC T6 Gb Ta. -50°C to +40°C Ex db IIC T5 Gb Ta. -50°C to +55°C Ex db IIC T4 Gb Ta. -50°C to +85°C Ex tb IIIC T109°C Db Ta. -50°C to +70°C
 2813	IP6X
 0518	Year / Serial No. UL21UKEX2019X DEMKO16ATEX1466X 24/SB2X13000001 IECEX ULD 16.0017X
WARNINGS: DO NOT OPEN WHEN AN EXPLOSIVE ATMOSPHERE IS PRESENT POTENTIAL ELECTROSTATIC HAZARD - CLEAN ONLY WITH A DAMP CLOTH M20x1.5 ENTRIES - IF TEMPERATURE EXCEEDS 70° C AT ENTRY OR 80° C AT BRANCHING POINT USE SUITABLY RATED CABLE AND CABLE GLANDS	
 Impress House, Mansell Road, London, W3 7QH www.e2s.com	

STExB2RT1AC230 Rotating Beacon	
Voltage Range:	230V ac 50/60Hz
Nominal Voltage:	230V ac
Current:	11mA
Lamp:	25W max. (G6, 35/GY6,35)
 II 2G II 2D	Ex db IIC T5 Gb Ta. -50°C to +40°C Ex db IIC T4 Gb Ta. -50°C to +70°C Ex td IIIC T125°C Db Ta. -50°C to +70°C
 2813	IP6X
Year / Serial No.	DEMKO16ATEX1466X 16/SB2R3000001 IECEX ULD 16.0017X
WARNINGS: DO NOT OPEN WHEN AN EXPLOSIVE ATMOSPHERE IS PRESENT POTENTIAL ELECTROSTATIC HAZARD - CLEAN ONLY WITH A DAMP CLOTH M20x1.5 ENTRIES - IF TEMPERATURE EXCEEDS 70° C AT ENTRY OR 80° C AT BRANCHING POINT USE SUITABLY RATED CABLE AND CABLE GLANDS	
 European Safety Systems Ltd. www.e2s.com Impress House, Mansell Road, London, W3 7QH	

STExC1X05AC230 Combined Sounder/Beacon	
Voltage Range:	220 - 240V ac 50/60Hz
Nominal Voltage:	230V ac
Current:	127mA
 II 2G II 2D	Ex db IIC T5 Gb Ta. -50°C to +45°C Ex db IIC T4 Gb Ta. -50°C to +70°C Ex tb IIIC T117°C Db Ta. -50°C to +70°C
 2813	IP66
Year / Serial No.	DEMKO16ATEX1466X 21/SC13000001 IECEX ULD 16.0017X
WARNINGS: DO NOT OPEN WHEN AN EXPLOSIVE ATMOSPHERE IS PRESENT POTENTIAL ELECTROSTATIC HAZARD - CLEAN ONLY WITH A DAMP CLOTH M20x1.5 ENTRIES - IF TEMPERATURE EXCEEDS 70° C AT ENTRY OR 80° C AT BRANCHING POINT USE SUITABLY RATED CABLE AND CABLE GLANDS	
 European Safety Systems Ltd. www.e2s.com Impress House, Mansell Road, London, W3 7QH	

STExJ2 JUNCTION BOX	
Maximum Wattage 5W	
Maximum Voltage: 60Vdc / 260Vac 50/60Hz	
 II 2G II 2D	Ex db IIC T6 Gb Ta. -50°C to +65°C Ex db IIC T5 Gb Ta. -50°C to +70°C Ex td IIIC T85°C Db Ta. -50°C to +70°C
 2813	IP6X
Year / Serial No.	DEMKO16ATEX1466X 16/SJ2000001 IECEX ULD 16.0017X
WARNINGS: DO NOT OPEN WHEN AN EXPLOSIVE ATMOSPHERE IS PRESENT POTENTIAL ELECTROSTATIC HAZARD - CLEAN ONLY WITH A DAMP CLOTH M20x1.5 ENTRIES - IF TEMPERATURE EXCEEDS 70° C AT ENTRY OR 80° C AT BRANCHING POINT USE SUITABLY RATED CABLE AND CABLE GLANDS	
 European Safety Systems Ltd. www.e2s.com Impress House, Mansell Road, London, W3 7QH	



IECEx Certificate of Conformity

Annex to Certificate No.:

IECEx ULD 16.0017X

Issue No.: 5

Page 6 of 7

STExB2LD2 LED BEACON

Voltage Range: 207-253V ac 50/60Hz
Nominal Voltage: 230V ac
Current: 48mA

II 2G Ex db IIC T6 Gb Ta. -50°C to +65°C
II 2D Ex db IIC T5 Gb Ta. -50°C to +80°C
Ex db IIC T4 Gb Ta. -50°C to +85°C
 2813 Ex tb IIIC T85°C Db Ta. -50°C to +70°C
IP6X
 0518 Year / Serial No. UL21UKEX2019X
DEMKO 16ATEX 1466X
24/SB2L23000001 IECEx UL 16.0017X

WARNINGS:
DO NOT OPEN WHEN AN EXPLOSIVE ATMOSPHERE IS PRESENT
POTENTIAL ELECTROSTATIC HAZARD - SEE INSTRUCTIONS
ALL ENTRIES M20x1.5 - IF TEMPERATURE EXCEEDS 70° C AT ENTRY OR 80° C AT BRANCHING POINT USE SUITABLY RATED CABLE AND CABLE GLANDS - SEE INSTRUCTIONS

European Safety Systems Ltd. www.e2s.com Impress. House, Mansell Road, London W3 7QH UK

STExS2DC024 Alarm Sounder

Voltage Range: 11.5 - 54V dc
Nominal Voltage: 12 / 24 / 48V dc
Current: 356 / 740 / 391mA

II 2G Ex db IIC T6 Gb Ta. -50°C to +55°C
II 2D Ex db IIC T5 Gb Ta. -50°C to +70°C
Ex tb IIIC T94°C Db Ta. -50°C to +70°C
 2813
IP66
Year / Serial No. DEMKO16ATEX1466X
21/SS22000001 IECEx UL 16.0017X

WARNINGS:
DO NOT OPEN WHEN AN EXPLOSIVE ATMOSPHERE IS PRESENT
POTENTIAL ELECTROSTATIC HAZARD - CLEAN ONLY WITH A DAMP CLOTH
M20x1.5 ENTRIES - IF TEMPERATURE EXCEEDS 70° C AT ENTRY OR 80° C AT BRANCHING POINT USE SUITABLY RATED CABLE AND CABLE GLANDS

European Safety Systems Ltd. www.e2s.com Impress House, Mansell Road, London, W3 7QH

STExS2AC230 Alarm Sounder

Voltage Range: 100 - 240V ac 50/60Hz
Nominal Voltage: 115V ac / 230V ac
Current: 282mA / 167mA

II 2G Ex db IIC T6 Gb Ta. -50°C to +65°C
II 2D Ex db IIC T5 Gb Ta. -50°C to +70°C
Ex tb IIIC T84°C Db Ta. -50°C to +70°C
 2813
IP66
Year / Serial No. DEMKO16ATEX1466X
21/SS23000001 IECEx UL 16.0017X

WARNINGS:
DO NOT OPEN WHEN AN EXPLOSIVE ATMOSPHERE IS PRESENT
POTENTIAL ELECTROSTATIC HAZARD - CLEAN ONLY WITH A DAMP CLOTH
M20x1.5 ENTRIES - IF TEMPERATURE EXCEEDS 70° C AT ENTRY OR 80° C AT BRANCHING POINT USE SUITABLY RATED CABLE AND CABLE GLANDS

European Safety Systems Ltd. www.e2s.com Impress House, Mansell Road, London, W3 7QH

STExC1X05DC024 Combined Sounder/Beacon

Voltage Range: 20- 28V dc
Nominal Voltage: 24V dc
Current: 508mA

II 2G Ex db IIC T5 Gb Ta. -50°C to +50°C
II 2D Ex db IIC T4 Gb Ta. -50°C to +70°C
Ex tb IIIC T114°C Db Ta. -50°C to +70°C
 2813
IP66
Year / Serial No. DEMKO16ATEX1466X
21/SC12000001 IECEx ULD 16.0017X

WARNINGS:
DO NOT OPEN WHEN AN EXPLOSIVE ATMOSPHERE IS PRESENT
POTENTIAL ELECTROSTATIC HAZARD - CLEAN ONLY WITH A DAMP CLOTH
M20x1.5 ENTRIES - IF TEMPERATURE EXCEEDS 70° C AT ENTRY OR 80° C AT BRANCHING POINT USE SUITABLY RATED CABLE AND CABLE GLANDS

European Safety Systems Ltd. www.e2s.com Impress House, Mansell Road, London, W3 7QH

STExH1-A HEAT DETECTOR

Maximum Voltage 5W
Maximum Voltage: 125Vdc 0.5A ; 48Vdc 1A ; 24Vdc 2A
120vac 3000Hz 0.0A

Year / Serial No. DEMKO 16 ATEX 1466X
21SHT1PXXXXXX IECEx ULD 16.0017X IP6X
UL21UREX2019X

WARNINGS:
DO NOT OPEN WHEN AN EXPLOSIVE ATMOSPHERE IS PRESENT
POTENTIAL ELECTROSTATIC CHARGING HAZARD - CLEAN ONLY WITH A DAMP CLOTH
IF TEMPERATURE EXCEEDS 70° C AT ENTRY OR 80° C AT BRANCHING POINT USE SUITABLY RATED CABLE AND CABLE GLANDS - SEE INSTRUCTIONS
ALL ENTRIES M20x1.5

European Safety Systems Ltd. www.e2s.com Impress. House, Mansell Road, London W3 7QH UK

ATEX / IECEx / UKEx:

II 2G Ex db IIC T8 Ga (Ta -50°C to +85°C)
II 2D Ex db IIC T5 Ga (Ta -50°C to +70°C)
Ex tb IIIC T85°C Db (Ta -50°C to +70°C)
 2813
 0518

PRODUCT LABEL 1 (MODEL CERT)

PRODUCT LABEL 2 (RATINGS LABEL)



IECEx Certificate of Conformity

Annex to Certificate No.:

IECEx ULD 16.0017X

Issue No.: 5

Page 7 of 7

STExJ2-E		JUNCTION BOX	
Maximum Wattage 1.25W			
Maximum Voltage: 60Vdc / 260Vac 50/60Hz			
	II 2G	Ex eb IIC T5 Gb	Ta. -50°C to +70°C
	II 2D	Ex eb IIC T6 Gb	Ta. -50°C to +60°C
		Ex tb IIIC T75°C Db	Ta. -50°C to +70°C
	2813		
	0518	IP64	UL21UKEX2019X
		Year / Serial No.	DEMKO 16 ATEX 1466X
		24/SJ2E000001	IECEx ULD 16.0017X
<small>WARNINGS: DO NOT OPEN WHEN AN EXPLOSIVE ATMOSPHERE IS PRESENT POTENTIAL ELECTROSTATIC HAZARD - CLEAN ONLY WITH A DAMP CLOTH IF TEMPERATURE EXCEEDS 70° C AT ENTRY OR 80° C AT BRANCHING POINT USE SUITABLY RATED CABLE AND CABLE GLANDS M20 x 1.5 ENTRIES</small>			
<small> European Safety Systems Ltd. www.e2s.com Impress House, Mansell Road, London, W3 7QH</small>			

Note: See labels drawings under "Manufacturer's Documents" for model range variants.

ROUTINE EXAMINATIONS AND TESTS

Each STExC1 enclosure shall be subjected to a routine overpressure test of at least 21.21 bar / 308 psi for at least 10 s as required by clause 16.1 of IEC 60079-1 7th Edition. There shall be no sign of damage, deformation or rupture that will invalidate the concept of protection.

Each STExB2 enclosure shall be subjected to a routine overpressure test of at least 18.32 bar / 266 psi for at least 10 s as required by clause 16.1 of IEC 60079-1 7th Edition. There shall be no sign of damage, deformation or rupture that will invalidate the concept of protection.

Each STExB2RT1 enclosure shall be subjected to a routine overpressure test of at least 19.65 bar / 285 psi for at least 10 s as required by clause 16.1 of IEC 60079-1 7th Edition. There shall be no sign of damage, deformation or rupture that will invalidate the concept of protection.

STExL1, STExL2, STExS1, STEx2 and STExJ2 enclosures are exempt from routine overpressure testing since they comply with the overpressure test equal to four time reference pressure in accordance with clause 16.2 of IEC 60079-1 7th Edition.

Heat Detector probe integrity of welds are to be verified by one of the inspection methods in accordance with Clause 16.3 of IEC 60079-1 7th Edition.

The cemented lead seal of the LED modules shall be subjected to a routine overpressure test of at least 274.5 psi / 18.93 bar for at least 10 s in accordance with Clause 16.6 of IEC 60079-1 7th Edition.